

McCARTER & ENGLISH, LLP
Four Gateway Center
100 Mulberry Street
Newark, New Jersey 07101-4096
(973) 622-4444
Attorneys for Plaintiff
OTSUKA PHARMACEUTICAL CO., LTD.

UNITED STATES DISTRICT COURT
DISTRICT OF NEW JERSEY

_____)	
OTSUKA PHARMACEUTICAL CO., LTD.)	
)	
Plaintiff,)	
)	
v.)	Civil Action No.:
)	
SANDOZ, INC.)	
)	
Defendant.)	
_____)	

COMPLAINT FOR PATENT INFRINGEMENT

Plaintiff Otsuka Pharmaceutical Co., Ltd. (“Otsuka”), by way of Complaint against Defendant Sandoz, Inc. (“Sandoz”), alleges as follows:

THE PARTIES

1. Otsuka is a corporation organized and existing under the laws of Japan with its corporate headquarters at 2-9 Kanda Tsukasa-machi, Chiyoda-ku, Tokyo, 101-8535, Japan. Otsuka is engaged in the research, development, manufacture and sale of pharmaceutical products.

2. Upon information and belief, Sandoz is a corporation organized under the laws of the State of Colorado and its principal place of business is located at 506 Carnegie Center, Princeton, NJ 08540-6543.

NATURE OF THE ACTION

3. This is an action for infringement of United States Patent No. 5,006,528 (“the ’528 patent”), arising under the United States patent laws, Title 35, United States Code, §100 *et seq.*, including 35 U.S.C. §§ 271 and 281. This action relates to Sandoz’s filing of an Abbreviated New Drug Application (“ANDA”) under Section 505(j) of the Federal Food, Drug and Cosmetic Act (“the Act”), 21 U.S.C. § 355(j), seeking U.S. Food and Drug Administration (“FDA”) approval to market generic pharmaceutical products (“Sandoz’s generic products”).

JURISDICTION AND VENUE

4. This Court has subject matter jurisdiction under 28 U.S.C. §§ 1331 and 1338(a).

5. Upon information and belief, this Court has jurisdiction over Sandoz. Upon information and belief, Sandoz has its principal place of business in New Jersey and conducts business within New Jersey. Upon information and belief, Sandoz directly, or indirectly, develops, manufactures, markets and sells generic drugs throughout the United States and in New Jersey. Upon information and belief, Sandoz purposefully has conducted and continues to conduct business in New Jersey, and New Jersey is a likely destination of Sandoz’s generic products.

6. Upon information and belief, venue is proper in this judicial district under 28 U.S.C. §§ 1391(c) and § 1400(b).

FIRST COUNT FOR PATENT INFRINGEMENT

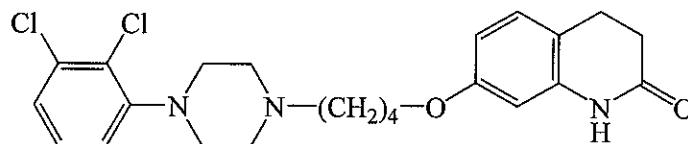
7. The U.S. Patent and Trademark Office (“PTO”) issued the ‘528 patent on April 9, 1991, entitled “Carbostyryl Derivatives.” A copy of the ‘528 patent is attached as Exhibit A.

8. The ‘528 patent is assigned to Otsuka. Otsuka is the present owner of the ‘528 patent as recorded by the PTO at Reel 014402, Frame 0284.

9. The PTO issued a Patent Term Extension under 35 U.S.C. §156 on October 12, 2005. The ‘528 patent expires on October 20, 2014. A copy of the Patent Term Extension for the ‘528 patent is attached as Exhibit B.

10. The PTO issued a Reexamination Certificate for the ‘528 patent on June 13, 2006. A copy of the Reexamination Certificate for the ‘528 patent is attached as Exhibit C.

11. The ‘528 patent claims, *inter alia*, aripiprazole. The chemical structure for aripiprazole is:



12. Otsuka is the holder of New Drug Application (“NDA”) No. 02-1436 for aripiprazole, which the FDA approved on November 15, 2002. Otsuka lists the ‘528 patent in Approved Drug Products with Therapeutic Equivalence Evaluations (“the Orange Book”) for NDA No. 02-1436.

13. Otsuka manufactures and sells various dosage strengths of aripiprazole in the United States under the trademark Abilify®.

14. Upon information and belief, Sandoz filed with the FDA ANDA No. 78-611, under Section 505(j) of the Act, 21 U.S.C. § 355(j).

15. Upon information and belief, Sandoz's ANDA No. 78-611 seeks FDA approval to sell in the United States generic products containing 2 mg, 5 mg, 10 mg, 15 mg, 20 mg and 30 mg of aripiprazole (i.e., Sandoz's generic products).

16. On February 2, 2007, Otsuka received a letter from Sandoz dated January 29, 2007 purporting to be a Notice of Certification for ANDA No. 78-611 ("Sandoz's letter") under Sections 505(j)(2)(B)(i) and (ii) of the Act, 21 U.S.C. § 355(j)(2)(B)(i) and (ii), and 21 C.F.R. § 314.95(c).

17. Sandoz's letter alleges that the active ingredient in Sandoz's generic products for which it seeks approval is aripiprazole.

18. Upon information and belief, Sandoz's generic products will, if approved and marketed, infringe at least one claim of the '528 patent.

19. Under 35 U.S.C. § 271(e)(2)(A), Sandoz has infringed at least one claim of the '528 patent by submitting, or causing to be submitted to the FDA, ANDA No. 78-611 seeking approval for the commercial marketing of Sandoz's generic products before the expiration date of the '528 patent.

WHEREFORE, Plaintiff Otsuka respectfully requests that the Court enter judgment in its favor and against Defendant Sandoz on the patent infringement claims set forth above and respectfully requests that this Court:

- 1) enter judgment that, under 35 U.S.C. § 271(e)(2)(A), Sandoz has infringed at least one claim of the '528 patent by submitting ANDA No. 78-611 to the FDA to


obtain approval for the commercial manufacture, use, import, offer for sale and/or sale in the United States of Sandoz's generic products before expiration of the '528 patent;

- 2) order that the effective date of any approval by the FDA of Sandoz's generic products be a date that is not earlier than the expiration of the '528 patent, or such later date as the Court may determine;
- 3) enjoin Sandoz from the commercial manufacture, use, import, offer for sale and/or sale of Sandoz's generic products until the expiration of the '528 patent, or such later date as the Court may determine;
- 4) enjoin Sandoz and all persons acting in concert with Sandoz, from seeking, obtaining or maintaining approval of Sandoz's ANDA No. 78-611 until expiration of the '528 patent;
- 5) declare this to be an exceptional case under 35 U.S.C. §§ 285 and 271(e)(4) and awarding Otsuka costs, expenses and disbursements in this action, including reasonable attorney fees; and
- 6) award Otsuka such further and additional relief as this Court deems just and proper.

Dated: 3/2, 2007

Respectfully submitted,

MCCARTER & ENGLISH, LLP
Attorneys for Plaintiff Otsuka Pharmaceutical Co,
Ltd.



By: John F. Brenner, Esq.
A Member of the Firm

Of Counsel:

James B. Monroe
Paul W. Browning
John W. Cox
FINNEGAN, HENDERSON,
FARABOW,
GARRETT & DUNNER, L.L.P.
901 New York Ave., N.W.
Washington, D.C. 20001-4413
Tel.: (202) 408-4000
Fax: (202) 408-4400

Robert L. Baechtold
John D. Murnane
FITZPATRICK, CELLA, HARPER &
SCINTO
30 Rockefeller Plaza
New York, NY 10112-3800
(212) 218-2100

EXHIBIT A

United States Patent [19]

[11] **Patent Number:** 5,006,528

Oshiro et al.

[45] **Date of Patent:** Apr. 9, 1991

[54] **CARBOSTYRIL DERIVATIVES**

[75] **Inventors:** Yasuo Oshiro, Tokushima; Seiji Sato, Itano; Nobuyuki Kurabashi, Tokushima, all of Japan

[73] **Assignee:** Otsuka Pharmaceutical Co., Ltd., Tokyo, Japan

[21] **Appl. No.:** 424,719

[22] **Filed:** Oct. 20, 1989

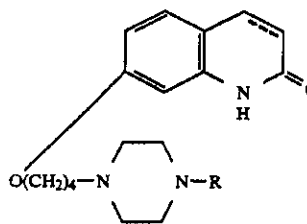
[30] **Foreign Application Priority Data**
Oct. 31, 1988 [JP] Japan 63-276953

[51] **Int. Cl.⁵** A61K 31/00; C07D 401/12
[52] **U.S. Cl.** 514/253; 544/363
[58] **Field of Search** 544/363; 514/253

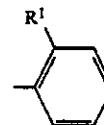
[56] **References Cited**
U.S. PATENT DOCUMENTS
4,824,840 4/1989 Banno et al. 544/363
FOREIGN PATENT DOCUMENTS
58-203968 11/1983 Japan 544/363

Primary Examiner—Frederick E. Waddell
Assistant Examiner—James H. Turnipseed
Attorney, Agent, or Firm—Finnegan, Henderson, Farabow, Garrett & Dunner

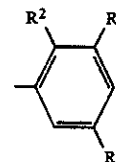
[57] **ABSTRACT**
A novel carbostyryl derivative and salt thereof represented by the formula (1)



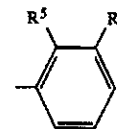
(wherein R is a group of the formula



((wherein R¹ is a C₁-C₃ alkoxy group)), a group of the formula



((wherein R² and R³ are each, at the same time, a chlorine atom, a bromine atom; and R⁴ is a hydrogen atom or a chlorine atom)), 2-methyl-3-nitrophenyl group, 3,5-dichlorophenyl group, or a group of the formula



((wherein R⁵ is a chlorine atom or a bromine atom; and R⁶ is a methyl group)); the carbon-carbon bond between 3- and 4-position in the carbostyryl skeleton is a single or double bond).

21 Claims, No Drawings

5,006,528

1

CARBOSTYRIL DERIVATIVES

FIELD OF THE INVENTION

The present invention relates to novel carbostyryl derivatives. More particularly, the invention relates to novel carbostyryl derivatives and salts thereof, processes for preparing said carbostyryl derivatives and salts thereof, as well as pharmaceutical compositions for treating schizophrenia containing, as the active ingredient, said carbostyryl derivative or salt thereof.

BACKGROUND OF THE INVENTION

Schizophrenia is the most common type of psychosis caused by an excessive neurotransmission activity of the dopaminergic nervous system in the central nervous system. [Cf. "Hypothesis of Excessive Dopamine" by Michio Tohru: TAISHA (Metabolism), Vol. 22, pp. 49, (1985); and Pharmacia Review, No. 10, "KOKORO-TO-KUSURI (Mind and Drugs)" edited by Pharmaceutical Society of Japan.]

Heretofore, a number of drugs, having the activity for blocking the neurotransmission of dopaminergic receptor in the central nervous system, have been developed, the example for said drugs are phenothiazine-type compounds such as Chlorpromazine; butyrophenone-type compounds such as Haloperidol; and benzamide-type compounds such as Sulpiride. These known drugs are now used widely for the purpose of improving so-called positive symptoms in the acute period of schizophrenia such as hallucinations, delusions and excitations and the like.

However, many of these drugs are considered as not effective for improving so-called the negative symptoms which are observed in the chronic period of schizophrenia such as apathy, emotional depression, hypopsychosis and the like. In addition to the above, these drugs give important side-effects such as akathisia, dystonia, Parkinsonism dyskinesia and late dyskinesia and the like, which are caused by blocking the neurotransmission of dopaminergic receptor in the striate body. Furthermore, other side-effects such as hyperprolactinemia and the like given by these drugs are become other problems. [Cf. G. M. Simpson, E. H. Pi, and J. J. Sramek, Jr.: Drugs, Vol. 21, pp. 138 (1981).]

Under these circumstances, development of drugs for treating schizophrenia having safety and clinically effectiveness have been eagerly expected.

The present inventors have made an extensive study for the purpose of developing drugs for treating schizophrenia, which would be not only effective for improving the negative symptoms, but also effective for improving the positive symptoms of schizophrenia, furthermore such drugs would have less side-effects as compared with those shown by drugs known in prior art. As the result, the present inventors have successfully found carbostyryl derivatives having strong activity for blocking neurotransmission of dopaminergic receptor. As to the side-effects given by known drugs for treating schizophrenia are for example, in the case of phenothiazine-type drugs, the orthostatic hypotension and hypersedation on the basis of strong α -blocking activity; and in the case of drugs having strong activity for blocking neurotransmission of dopaminergic receptor, the side-effects are so-called extrapyramidal tract syndromes such as catalepsy, akathisia, dystonia and the

2

like caused by the blocking neurotransmission of dopaminergic receptor in the striate body.

Among carbostyryl derivatives known in prior art, those disclosed in U.S. Pat. No. 4,734,416; Canadian Patent No. 1,117,110; British Patent No. 2,017,701; German Patent Nos. 2,911,108, 1,912,105 and 2,953,723; Japanese Patent Kokai (Laid-open) Nos. 54-130,587 (1979), 55-127,371, (1980) and 62-149,664 (1987) are having chemical structural formulas of upper conception of carbostyryl derivatives of the present invention.

Furthermore, carbostyryl derivatives disclosed in U.S. Pat. No. 4,234,585 and European Patent No. 226,441 have chemical structural formula similar to that of carbostyryl derivatives of the present invention, but the pharmacological activities thereof are different from those of possessed by the carbostyryl derivatives of the present invention.

In addition to the above, the carbostyryl derivatives disclosed in U.S. Pat. No. 4,234,584 have chemical structural formula similar to that of carbostyryl derivatives of the present invention and also have pharmacological activities similar to those of shown by carbostyryl derivatives of the present invention.

Carbostyryl derivatives disclosed in Australian Patent No. 50252/85, Japanese Patent Kokai (Laid-open) Nos. 58-43952 (1983), 56-49359 (1981), 56-49360 (1981) and 56-49361 (1981) have substituents different from those of the carbostyryl derivatives of the present invention.

SUMMARY OF THE INVENTION

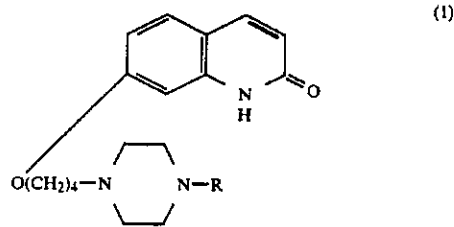
It is an object of the present invention to provide novel carbostyryl derivatives and salts thereof.

A further object of the present invention is to provide processes for preparing said carbostyryl derivatives and salts thereof.

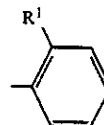
A still further object of the present invention is to provide a pharmaceutical composition for treating schizophrenia.

DETAILED DESCRIPTION OF THE PREFERRED EMBODIMENTS

Carbostyryl derivatives of the present invention and salts thereof are represented by the general formula (1) as follows:



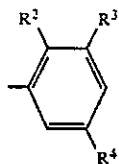
(wherein R is a group of the formula



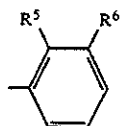
(wherein R¹ is a C₁-C₃ alkoxy group)), a group of the formula

5,006,528

3



wherein R² and R³ are each, at the same time, a chlorine atom, a bromine atom; and R⁴ is a hydrogen atom or a chlorine atom, 2-methyl-3-nitrophenyl group, 3,5-dichlorophenyl group, or a group of the formula

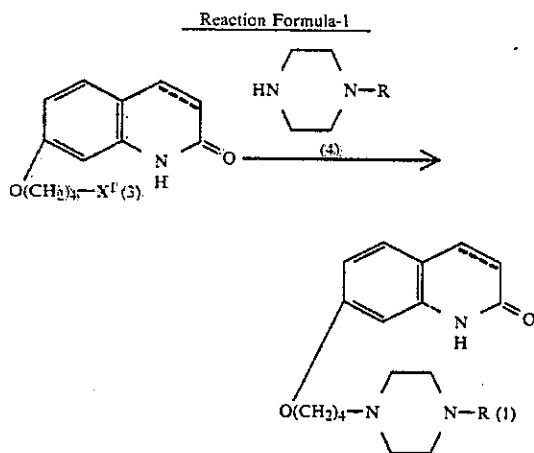


wherein R⁵ is a chlorine atom or a bromine atom; and R⁶ is a methyl group; the carbon-carbon bond between 3- and 4-positions in the carbostyryl skeleton is a single or double bond, and salts thereof.

Carbostyryl derivatives and salts thereof represented by the general formula (1) possess strong activity for blocking the neurotransmission effect of dopaminergic receptor, with a weak α -blocking activity which have been found during the step of research and development of a number of carbostyryl derivatives, thus when the strength of α -blocking activity of a carbostyryl derivative is defined as the dose (ED₅₀, mg/kg, per os) which is required to inhibits 50% of death of mice being administered with epinephrine, and also the strength of activity for blocking the neurotransmission effect of dopaminergic receptor which is the main activity of carbostyryl derivative, is defined as the dose (ED₅₀, mg/kg, per os) which is required to inhibits 50% of stereotypy of mice induced by administration with apomorphine, the agonist of dopamine. The present invention was successfully completed by the above-mentioned findings of said activity.

Carbostyryl derivatives represented by the general formula (1) can be prepared by various methods, the examples for said methods are as follows:

Reaction Formula-1

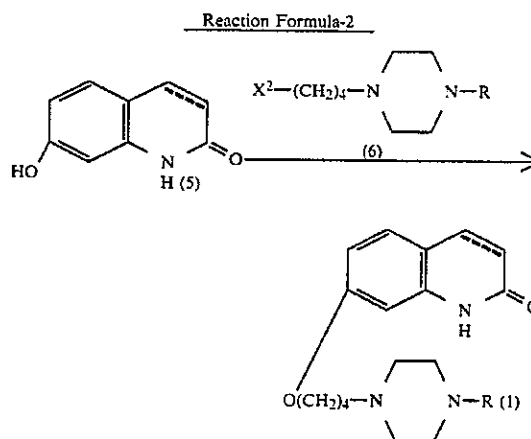


4

(wherein R and the carbon-carbon bond between 3- and 4-positions in the carbostyryl skeleton are the same as defined above; and X¹ is a halogen atom or a group which can carry out a substitution reaction similar to a halogen atom, the examples of such group is a mesityloxy group and tosyloxy group and the like).

The reaction of a compound of the general formula (3) with a compound of the general formula (4) can be carried out in the absence or presence of a common inert solvent, under temperature condition of room temperature to 200° C., preferably at 60° to 120° C., and the reaction is completed in about several hours to 24 hours. As to the inert solvent used in this reaction, any solvents for example, ethers such as dioxane, tetrahydrofuran, ethylene glycol dimethyl ether and the like; aromatic hydrocarbons such as benzene, toluene, xylene and the like; lower alcohols such as methanol, ethanol, isopropanol and the like; polar solvents such as dimethylformamide (DMF), dimethyl sulfoxide (DMSO), acetonitrile and the like can be used. The reaction can be advantageously carried out by using a basic compound as the dehydrohalogenating agent. As to said basic compound, an inorganic basic compound such as calcium carbonate, sodium carbonate, sodium hydroxide, sodium hydrogen carbonate, sodium amide, sodium hydride and the like; and an organic basic compound such as triethylamine, tripropylamine, pyridine, quinoline and the like can be used. Furthermore, the above-mentioned reaction can be carried out, if necessary, by adding an alkali metal iodide such as potassium iodide, sodium iodide or the like as the reaction accelerator. In the above-mentioned reaction, the ratio of used amount of a compound of the general formula (3) to a compound of the general formula (4) may be an equimolar quantity or more, preferably an equimolar quantity to 5 times the molar quantity, more preferably, an equimolar quantity to 1.2 times the molar quantity of the latter to the former.

Reaction Formula-2



(wherein R and the carbon-carbon bond between 3- and 4-positions in the carbostyryl skeleton are the same as defined above; and X² is a halogen atom).

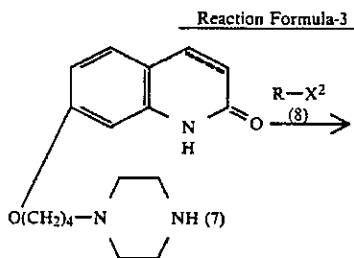
In the Reaction Formula-2, the reaction of a compound represented by the general formula (5) with a compound represented by the general formula (6) can be carried out, preferably by using a basic compound as the dehydrohalogenating agent, in a suitable solvent at

5,006,528

5

room temperature to 200° C., preferably at 50° to 150° C. for within several hours to 15 hours. As to the suitable solvent used in the above reaction, lower alcohols such as methanol, ethanol, isopropanol and the like; ketones such as acetone, methyl ethyl ketone and the like; ethers such as dioxane, diethylene glycol dimethyl ether and the like; aromatic hydrocarbons such as toluene, xylene and the like; DMF, DMSO, hexamethylphosphoryl triamide and the like can be exemplified. As to the basic compound to be used as the dehydrohalogenating agent, an inorganic basic substance such as sodium hydroxide, potassium hydroxide, sodium carbonate, potassium carbonate, sodium hydride, metallic potassium, sodium amide and the like; an alkali metal alcoholate such as sodium methoxide, sodium ethoxide, potassium ethoxide and the like; as well as an organic basic compound for example, tertiary amines such as pyridine, quinoline, triethylamine, tripropylamine and the like can be exemplified. Furthermore, the above-mentioned reaction can be carried out by using an alkali metal iodide such as potassium iodide, sodium iodide and the like as the reaction accelerator. The ratio of used amount of a compound of the formula (5) to compound of the formula (6) is not specifically restricted, and an equimolar quantity or more of the latter, generally an equimolar to 5 times the molar quantity, preferably an equimolar to 1.2 times of the molar quantity of the latter may be used to one molar quantity of the former.

Reaction Formula-3



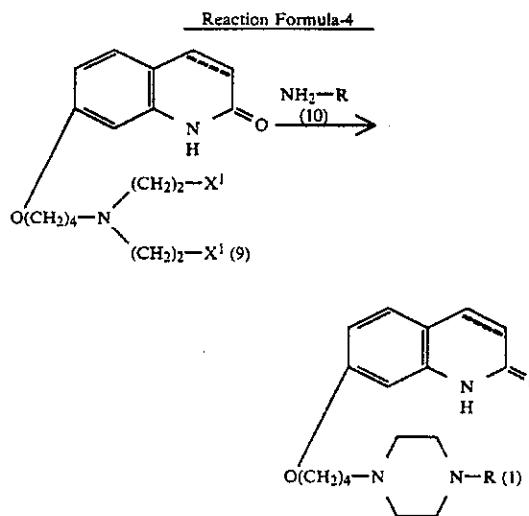
(wherein R, X² and the carbon-carbon bond between 3- and 4-positions in the carbostyryl skeleton are the same as defined above).

The reaction of a compound of the general formula (7) with a compound of the general formula (8) is carried out in a suitable solvent, and in the absence or presence of a basic compound. As to the solvent used in this reaction, aromatic hydrocarbons such as benzene, toluene, xylene and the like; lower alcohols such as methanol, ethanol, propanol, butanol and the like; pyridine, acetone, DMF, DMSO, hexamethylphosphoryl triamide and the like can be exemplified. As to the basic compound used in this reaction, inorganic basic compounds such as sodium carbonate, potassium carbonate, sodium hydrogen carbonate, potassium hydrogen car-

6

bonate, sodium hydroxide, potassium hydroxide, sodium hydride, potassium hydride and the like; organic basic compounds such as triethylamine and the like can be exemplified. A compound of the general formula (8) may be used at least an equimolar quantity, preferably an equimolar to 3 times the molar quantity thereof to one molar quantity of a compound of the general formula (7). The reaction is carried out, generally at room temperature to 180° C., preferably at 80° to 150° C., and is completed in about 3 to 30 hours.

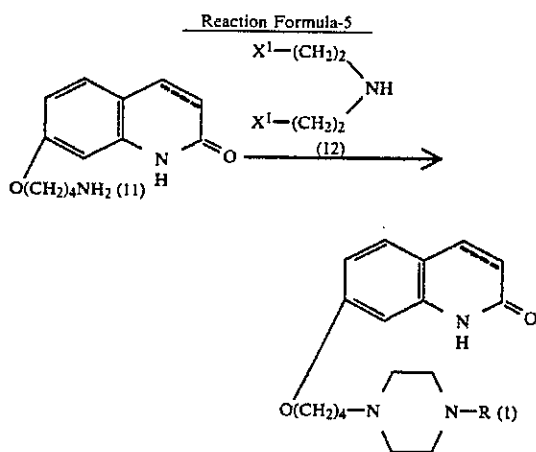
Reaction Formula-4



(wherein R, X¹ and the carbon-carbon bond between 3- and 4- positions in the carbostyryl skeleton are the same as defined above).

The reaction of a compound of the formula (9) with a compound of the formula (10) can be carried out in a suitable solvent and in the absence or presence of a basic compound. As to the solvent used in this reaction, water; a lower alcohols such as methanol, ethanol, isopropanol, butanol and the like; aromatic hydrocarbons such as benzene, toluene, xylene and the like; acetic acid, ethyl acetate, DMF, DMSO, hexamethylphosphoryl triamide and the like can be exemplified. As to the basic compound used in this reaction, an inorganic basic compound such as sodium carbonate, potassium carbonate, sodium hydrogen carbonate, sodium hydroxide, potassium hydroxide and the like; an alkali metal alcoholate such as sodium methylate, sodium ethylate and the like; an organic basic compound such as 1,5-diazabicyclo[4.3.0]nonene-5 (DBN), 1,8-diazabicyclo[5.4.0]undecene-7 (DBU), 1,4-diazabicyclo[2.2.2]octane (DABCO) and the like can be exemplified. A compound of the general formula (10) may be used generally, at least an equimolar quantity, preferably an equimolar to 5 times the molar quantity to one molar quantity of compound of the general formula (9). The reaction is generally carried out at 40° to 120° C., preferably at about 70° to 100° C., and is completed in about 1 to 15 hours.

Reaction Formula-5

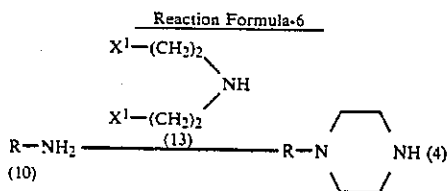


(wherein R, X¹ and the carbon-carbon bond between 3- and 4-positions in the carbostyryl skeleton are the same as defined above).

The reaction of a compound of the general formula (11) with a compound of the general formula (12) is carried out under conditions similar to those employed in the reaction of a compound of the general formula (9) with a compound of the general formula (10).

In the above-mentioned Reaction Formula-1, a compound of the general formula (4) used as one of the starting materials is prepared by a method as shown in Reaction Formula-6 as follows.

Reaction Formula-6



(wherein R and X¹ are the same as defined above).

The reaction of a compound of the formula (10) with a compound of the formula (13) is carried out by methods similar to those employed in the reaction of a compound of the formula (9) with a compound of the formula (10).

Carbostyryl derivative represented by the formula (1) of the present invention can easily be converted into its acid-addition salt by reacting it with a pharmaceutically acceptable acid. The examples of such acid includes inorganic acids such as hydrochloric acid, sulfuric acid, phosphoric acid, hydrobromic acid and the like; organic acids such as oxalic acid, maleic acid, fumaric acid, malic acid, tartaric acid, citric acid, benzoic acid and the like. Among carbostyryl derivatives represented by the formula (1) of the present invention, those having acidic group can easily be converted into their salts by reacting with basic compounds. The examples of such basic compounds includes sodium hydroxide, potassium hydroxide, calcium hydroxide, sodium carbonate, potassium hydrogen carbonate and the like. The desired compounds prepared by the procedures in the above-mentioned various reaction formulas can easily be iso-

lated and purified by usual separation means such as solvent extraction, dilution, recrystallization, column chromatography, preparative thin layer chromatography and the like.

Carbostyryl derivatives represented by the general formula (1) can be used in the form of usual pharmaceutical compositions which are prepared by using diluents or excipients such as fillers, bulking agents, binders, wetting agents, disintegrating agents, surface active agents, lubricants and the like. As to the pharmaceutical compositions, various types of administration unit forms can be selected depending on the therapeutical purposes, and the examples of pharmaceutical compositions are tablets, pills, powders, liquids, suspensions, emulsions, granules, capsules, suppositories, injection preparations (solutions and suspensions) and the like. For the purpose of shaping the pharmaceutical composition in the form of tablets, any excipients which are known and used widely in this field can also be used, for example carriers such as lactose, white sugar, sodium chloride, glucose, urea, starch, calcium carbonate, kaolin, crystalline cellulose, silicic acid and the like; binders such as water, ethanol, propanol, simple sirup, glucose solutions, starch solutions, gelatin solutions, carboxymethyl cellulose, shalac, methyl cellulose, potassium phosphate, polyvinylpyrrolidone and the like; disintegrating agents such as dried starch, sodium alginate, agar powder, laminaria powder, sodium hydrogen carbonate, calcium carbonate, fatty acid esters of polyoxyethylene sorbitan, sodium laurylsulfate, monoglyceride of stearic acid, starch, lactose and the like; disintegration inhibitors such as white sugar, stearin, coconut butter, hydrogenated oils; absorption accelerators such as quaternary ammonium base, sodium laurylsulfate and the like; wetting agents such as glycerin, starch and the like; adsorbing agents such as starch, lactose, kaolin, bentonite, colloidal silicic acid and the like; and lubricants such as purified talc, stearates, boric acid powder, polyethylene glycol and the like. If tablets are desired, they can be further coated with the usual coating materials to make the tablets as sugar coated tablets, gelatin film coated tablets, tablets coated with enteric coatings, tablets coated with films, double layered tablets and multi-layered tablets.

For the purpose of shaping the pharmaceutical composition in the form of pills, any excipients which are known and widely used in this field can also be used, for example, carriers such as lactose, starch, coconut butter, hardened vegetable oils, kaolin, talc and the like; binders such as gum arabi powder, tragacanth gum powder, gelatin, ethanol and the like; disintegrating agents such as agar, laminaria and the like.

For the purpose of shaping the pharmaceutical composition in the form of suppositories, any excipients which are known and widely used in this field can also be used, for example polyethylene glycols, coconut butter, higher alcohols, esters of higher alcohols, gelatin, semisynthesized glycerides and the like.

For the purpose of shaping the pharmaceutical composition in the form of injection preparations, solutions and suspensions are sterilized and are preferably made isotonic to blood. In making injection preparations, any carriers which are usually used in this field can also be used, for example, water, ethyl alcohol, propylene glycol, ethoxylated isostearyl alcohol, polyoxyethylated isostearyl alcohol, fatty acid esters of polyoxyethylene sorbitan. In these instances, adequate amounts of sodium

9

chloride, glucose or glycerin can be added to the desired injection preparations to make them isotonic. Furthermore, usual dissolving agents, buffer agents, analgesic agents may be added. Yet further, if necessary, coloring agents, preservatives, perfumes, seasoning agents, sweetening agents and other medicines may also be added to the desired preparations during the treatment of schizophrenia.

The amount of carbostyryl derivative of the general formula (1) or salt thereof to be contained in a pharmaceutical composition for treating schizophrenia according to the present invention is not specifically restricted and can suitably be selected from a wide range, usually it is contained 1 to 70%, preferably 1 to 30% by weight of the whole composition.

Administration methods of a pharmaceutical composition for treating schizophrenia of the present invention are not specifically restricted, and can be administered in various forms of preparations depending on the age of the patient, distinction of sex, other conditions, as well as conditions of the symptoms. For example, tablets, pills, solutions, suspensions, emulsions, granules and capsules are orally administered; and injection preparations are administered singly or mixed with injection transfusions such as glucose solutions and amino acid solutions intravenously; and if necessary, the injection preparations are administered singly intramuscularly, intracutaneously, subcutaneously or intraperitoneally. Suppositories are administered into the rectum.

The dosage of a pharmaceutical composition for treating schizophrenia according to the present invention are suitably selected according to the method of use, the age of the patient, distinction of sex, other conditions, as well as conditions of the symptoms, usually about 0.1 to 10 mg/kg of the body weight/day of carbostyryl derivative of the general formula (1) as the active ingredient may be administered. Usually, 1 to 200 mg of the active ingredient may be contained in an administration unit form.

In the above-mentioned formula (1), the C₁-C₃ alkoxy group is a straight-chain or branched-chain alkoxy group having 1 to 3 carbon atoms, such as a methoxy group, an ethoxy group, a propoxy group, an isopropoxy group and the like, and among these, methoxy group and ethoxy group are preferable, and ethoxy group is the most preferable. Furthermore, the carbon-carbon bond between 3- and 4-positions in the carbostyryl skeleton is preferably a single bond.

The present invention will be explained in detail by showing Reference Examples, Examples, Pharmacological test results and Examples of Pharmaceutical Compositions, however, the present invention are not restricted only thereto.

Reference Example 1

To a mixture of 6.06 g of 2-chloro-3-methylaniline, 9 g of di(2-bromoethyl)amine hydrobromide and 4 ml of water was added a solution of 0.8 g of potassium hydroxide and 2.5 ml of water 3 times of 1 hour interval at 100° C., then the reaction mixture was stirred at the same temperature for 9 hours. To the resultant reaction mixture was added potassium hydroxide to make the mixture alkaline, and the mixture was extracted with diethyl ether, washed with water, dried with anhydrous magnesium sulfate. The solvent was removed by evaporation and the residue thus obtained was purified by means of a silica gel column chromatography (eluent:

5,006,528

10

5%-methanol/chloroform), and obtained 3.41 g of 4-(2-chloro-3-methylphenyl)piperazine.

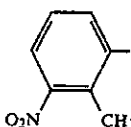
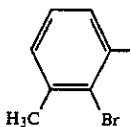
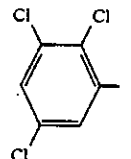
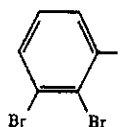
Light purple oily substance

¹H-NMR (CDCl₃)δ: 2.38 (3H, s), 3.04 (8H, m), 6.93 (2H, m), 7.12 (1H, dd, J=7.7Hz, 7.7Hz)

Reference Examples 2-5

By procedures similar to those employed in the above mentioned Reference Example 1, by using suitable starting materials, there were prepared compounds of Reference Examples 2-5 as shown in the following Table 1.

TABLE 1

Reference Example No.	R	¹ H-NMR (CDCl ₃) δ:
2		2.45 (3H, s), 2.90 (4H, m), 3.05 (4H, m), 7.23 (1H, dd, J=8.0Hz, 2.0Hz), 7.28 (1H, dd, J=7.4Hz, 8.0Hz), 7.52 (1H, dd, J=7.4Hz, 2.0Hz)
3		2.42 (3H, s), 3.03 (8H, m), 6.90 (1H, d, J=7.9Hz), 6.95 (1H, d, J=7.5Hz), 7.17 (1H, dd, J=7.5Hz, 7.9Hz)
4		3.05 (8H, m), 6.91 (1H, d, J=2.3Hz), 7.17 (1H, d, J=2.3Hz)
5		3.02 (8H, m), 6.98 (1H, dd, J=8.0Hz, 1.5Hz), 7.14 (1H, t, J=8.0Hz), 7.35 (1H, dd, J=8.0Hz, 1.5Hz)

Reference Example 6

To a solution of 4.06 g of potassium carbonate with 400 ml of water was added 40 g of 7-hydroxy-3,4-dihydrocarbostyryl and 158 g of 1,4-dibromobutane, then the mixture was refluxed for 3 hours. The reaction mixture thus obtained was extracted with dichloromethane, dried with anhydrous magnesium sulfate, then the solvent was removed by evaporation. The residue thus obtained was purified by means of a silica gel column chromatography (eluent: dichloromethane), and recrystallized from n-hexane-ethanol to yield 50 g of 7-(4-bromobutoxy)-3,4-dihydrocarbostyryl.

Colorless needle crystals

Melting point: 110.5°-111.0° C.

Example 1

A suspension of 47 g of 7-(4-bromobutoxy)-3,4-dihydrocarbostyryl, 35 g of sodium iodide with 600 ml of acetonitrile was refluxed for 30 minutes. To this suspension was added 40 g of 1-(2,3-dichlorophenyl)piperazine

5,006,528

11

and 33 ml of triethylamine and the whole mixture was further refluxed for 3 hours. After the solvent was removed by evaporation, the residue thus obtained was dissolved in chloroform, washed with water then dried with anhydrous magnesium sulfate. The solvent was removed by evaporation, and the residue thus obtained was recrystallized from ethanol twice, to yield 57.1 g of 7-[4-[4-(2,3-dichlorophenyl)-1-piperazinyl]butoxy]-3,4-dihydrocarbostyryl.

Colorless flake crystals

Melting point: 139.0°-139.5° C.

One gram of 7-[4-[4-(2,3-dichlorophenyl)-1-piperazinyl]butoxy]-3,4-dihydrocarbostyryl was dissolved in 20 ml of ethanol by heating, then under stirring condition, an ethanol solution saturated with hydrogen chloride was added thereto, the crystals precipitated were collected by filtration and recrystallized from ethanol to yield 0.75 g of 7-[4-[4-(2,3-dichlorophenyl)-1-piperazinyl]butoxy]-3,4-dihydrocarbostyryl hydrochloride.

White powdery substance

Melting point: 214°-222° C. (decomposed).

One gram of 7-[4-[4-(2,3-dichlorophenyl)-1-piperazinyl]butoxy]-3,4-dihydrocarbostyryl was dissolved in 10 ml of ethanol, then to this solution was added 4 ml of sulfuric acid-ethanol (1 ml of concentrated sulfuric acid/10 ml of ethanol), then the solvent was removed by evaporation. To the residue thus obtained was added 10 ml of ethanol and 30 ml of water, the mixture was heated to make it as a solution, recrystallized, and the crystals were collected by filtration,

12

further recrystallized from ethanol-water to yield 1.02 g of 7-[4-[4-(2,3-dichlorophenyl)-1-piperazinyl]butoxy]-3,4-dihydrocarbostyryl-sulfate.

White powdery substance

Melting point: 220°-225° C.

By using 1.0 g of 7-[4-[4-(2,3-dichlorophenyl)-1-piperazinyl]butoxy]-3,4-dihydrocarbostyryl and 290 mg of fumaric acid, and treated by procedures similar to those employed in the case of preparation of the sulfate as mentioned above, and recrystallized from ethanol to yield 0.97 g of 7-[4-[4-(2,3-dichlorophenyl)-1-piperazinyl]butoxy]-3,4-dihydrocarbostyryl-fumarate.

White powdery substance

Melting point: 196°-198° C.

By using 1.0 g of 7-[4-[4-(2,3-dichlorophenyl)-1-piperazinyl]butoxy]-3,4-dihydrocarbostyryl and 290 mg of maleic acid, and treated by procedures similar to those employed in the case of preparation of the sulfate as mentioned above, and recrystallized from ethanol to yield 0.98 g of 7-[4-[4-(2,3-dichlorophenyl)-1-piperazinyl]butoxy]-3,4-dihydrocarbostyryl-maleate.

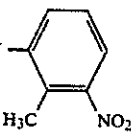
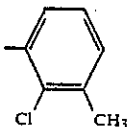
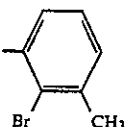
White powdery substance

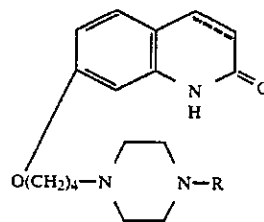
Melting point: 172°-180° C.

EXAMPLES 2-14

By using suitable starting materials, and by procedures similar to those employed in Example 1, there were prepared compounds of Examples 2-14 as shown in Table 2 as follows. In Table 2, compounds of Examples 11-14 are in the form of hydrochlorides.

TABLE 2

Example No.	R	Carbon-carbon bond between 3- and 4-positions in carbostyryl skeleton	Crystal form (Recrystallization solvent)	Melting point (°C.)
2		Single bond	Yellow needle crystals (Methanol)	165-166
3		Single bond	Colorless flake crystals (Ethanol)	133-134
4		Single bond	Colorless needle crystals (Ethanol)	125-126

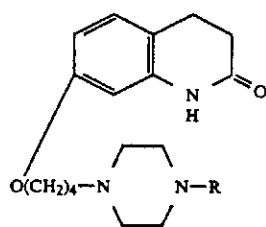


13

5,006,528

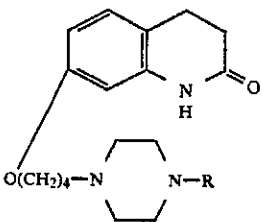
14

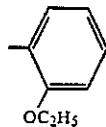
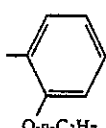
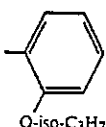
TABLE 2-continued



Example No.	R	Carbon-carbon bond between 3- and 4-positions in carbostyryl skeleton	Crystal form (Recrystallization solvent)	Melting point (°C.)
5		Single bond	White powdery substance (Ethanol)	134-135
6		Single bond	Colorless granular crystals (Ethanol)	133-134
7		Single bond	White powdery substance (Methanol)	174-176
8		Single bond	White powdery substance (Methanol)	125-126
9		Single bond	Pale brown flake crystals (Methanol)	150-151
10		Double bond	White powdery substance (Ethanol)	144-146
11		Double bond	White powdery substance (Ethanol)	151 (decomp.)

TABLE 2-continued



Example No.	R	Carbon-carbon bond between 3- and 4-positions in carbostyryl skeleton	Crystal form (Recrystallization solvent)	Melting point (°C.)
12		Single bond	Colorless fine needle crystals (Ethanol)	214-218
13		Single bond	Pale brown powdery substance (Ethanol-diethyl ether)	207-207.5
14		Single bond	Pale brown powdery substance (Ethanol-diethyl ether)	203-203.5

PHARMACOLOGICAL TESTS

(a) Anti-apomorphine activity in mouse

Pharmacological test was conducted by using six mice in one test group. One hour after the oral administration of a test compound to a test mouse, apomorphine (1.25 mg/kg) was subcutaneously administered, and the stereotypy movements manifested were scored according to the method by Puech (Neuropharmacology, Vol. 20, pp. 1279, 1981). The anti-apomorphine activity performed by each of the test compounds were evaluated by the scored data as the indication thereof.

50% Effective dose (ED₅₀, mg/kg) of anti-apomorphine activity performed by a test compound is determined in that when the score obtained from the test group is lower than 50% of mean value of the score obtained from the control group, then it is defined as "positive" in anti-apomorphine activity.

(b) Anti-epinephrine lethal activity in mouse

By procedures similar to those described in Janssen, P., et al.: *Arzneimittel Forschung*, Vol. 13, pp. 205, (1963), the test was conducted by using six mice in one test group. One hour after the oral administration of a test compound to a test mouse, a lethal dose (1.5 mg/kg) of epinephrine was intravenously administered, and 4 hours after the intravenous administration, each of the mice in the test group was observed whether it is alive or not.

50% Effective dose (ED₅₀, mg/kg) of anti-epinephrine lethal activity performed by a test compound is determined from the amount thereof orally adminis-

tered, and in the case that the mouse is alive is determined as "positive" in anti-epinephrine lethal activity. The test results are shown in Table 3 as follows.

Test compound No.	Compound
1	Compound of Example 1 (Free form)
2	Compound of Example 2
3	Compound of Example 3
4	Compound of Example 4
5	Compound of Example 5
6	Compound of Example 12
7	Compound of Example 7
8	Compound of Example 8
9	Compound of Example 9
10	Compound of Example 10
11	Compound of Example 11
12	Compound of Example 13
13	Compound of Example 14

TABLE 3

Test compound No.	Anti-apomorphine activity (ED ₅₀ mg/kg) (A)	Anti-epinephrine activity (ED ₅₀ mg/kg) (B)	(B)/(A)
1	0.18	>128	>711
2	0.3	>128	>426.7
3	0.4	>64	>160
4	0.4	>64	>160
5	0.5	>128	>256
6	0.1	3.7	37
7	0.4	>128	>320
8	0.2	2.5	12.5

5,006,528

17

TABLE 3-continued

Test compound No.	Anti-apomorphine activity (ED ₅₀ mg/kg) (A)	Anti-epinephrine activity (ED ₅₀ mg/kg) (B)	(B)/(A)
9	0.6	>256	>426.7
10	0.36	>128	>355
11	0.12	3.8	31.6
12	0.5	1.58	3.16
13	0.2	0.24	1.2

Example of Preparation of Pharmaceutical Composition -1

7-{4-[4-(2,3-dichlorophenyl)-1-piperazinyl]butoxy}-3,4-dihydrocarboxtyril	5 mg
Starch	132 mg
Magnesium stearate	18 mg
Lactose	45 mg
Total	200 mg

By using usual procedures, tablets containing the above formulation per one tablet were prepared.

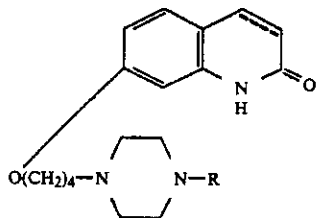
Example of Preparation of Pharmaceutical Composition-2

7-{4-[4-(2-ethoxyphenyl)-1-piperazinyl]-butoxy}-3,4-dihydrocarboxtyril	500 mg
Polyethylene glycol (Molecular weight: 4,000)	0.3 g
Sodium chloride	0.9 g
Polyoxyethylene sorbitan monooleate	0.4 g
Sodium metabisulfite	0.1 g
Methyl p-hydroxybenzoate	0.18 g
Propyl p-hydroxybenzoate	0.02 g
Distilled water for injection	100 ml

The above-mentioned methyl p-hydroxybenzoate, propyl p-hydroxybenzoate, sodium metabisulfite and sodium chloride were dissolved in distilled water for injection at 80° C. with stirring. The resulting solution was cooled to 40° C. then 7-{4-[4-(2-ethoxyphenyl)-1-piperazinyl]butoxy}-3,4-dihydrocarboxtyril, polyethylene glycol and polyoxyethylene sorbitan monooleate were dissolved in the above-mentioned solution in this order, then the predetermined volume of the injection solution was adjusted by adding the distilled water for injection, and was sterilized by filtration by using a suitable filter paper, then 1 ml each of the desired injection solution was filled in an ampul.

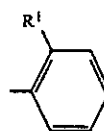
What is claimed is:

1. A carboxtyril compound or salt thereof of the formula,

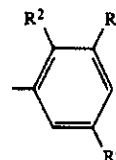


wherein R is a group of the formula

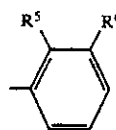
18



wherein R¹ is a C₁-C₃ alkoxy group; a group of the formula

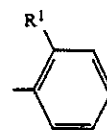


wherein R² and R³ are at the same time, both chlorine atoms, or both bromine atoms and R⁴ is a hydrogen atom or a chlorine atom; a 2-methyl-3-nitrophenyl group; a 3,5-dichlorophenyl group; or a group of the formula



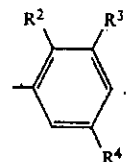
wherein R⁵ is a chlorine atom or a bromine atom and R⁶ is a methyl group; the carbon-carbon bond between the 3- and 4-positions in the carboxtyril skeleton being a single or a double bond.

2. The carboxtyril compound or salt thereof of claim 1, wherein R is a group of the formula



3. The carboxtyril compound or salt thereof of claim 2, wherein R¹ is a methoxy group or an ethoxy group.

4. The carboxtyril compound or salt thereof of claim 1, wherein R is a group of the formula



5. The carboxtyril compound or salt thereof of claim 4, wherein R² and R³ are chlorine atoms and R⁴ is a hydrogen atom.

6. The carboxtyril compound or salt thereof of claim 4, wherein R² and R³ are bromine atoms and R⁴ is a hydrogen atom.

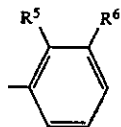
7. The carboxtyril compound or salt thereof of claim 4, wherein R², R³ and R⁴ are chlorine atoms.

5,006,528

19

8. The carbostyryl compound or salt thereof of claim 1, wherein R is a 2-methyl-3-nitrophenyl group or a 3,5-dichlorophenyl group.

9. The carbostyryl compound or salt thereof of claim 1, wherein R is a group of the formula



10. The carbostyryl compound or salt thereof of claim 9, wherein R⁵ is a chlorine atom.

11. The carbostyryl compound or salt thereof of claim 9, wherein R⁵ is a bromine atom.

12. 7-{4-[4-(2,3-Dichlorophenyl)-1-piperazinyl]butoxy}-3,4-dihydrocarbostyryl.

13. 7-{4-[4-(2,3-Dichlorophenyl)-1-piperazinyl]butoxy}carbostyryl.

14. 7-{4-[4-(2-Ethoxyphenyl)-1-piperazinyl]butoxy}-3,4-dihydrocarbostyryl.

15. 7-{4-[4-(2-Ethoxyphenyl)-1-piperazinyl]butoxy}carbostyryl.

16. A pharmaceutical composition for treating schizophrenia containing, as the active ingredient, a carbos-

20

tyryl compound or pharmaceutically acceptable salt thereof of claim 1 and a pharmaceutically acceptable carrier.

17. The pharmaceutical composition of claim 16, wherein the carbostyryl compound or salt thereof is 7-{4-[4-(2,3-dichlorophenyl)-1-piperazinyl]butoxy}-3,4-dihydrocarbostyryl.

18. The pharmaceutical composition of claim 16, wherein the carbostyryl compound or salt thereof is 7-{4-[4-(2,3-dichlorophenyl)-1-piperazinyl]butoxy}carbostyryl.

19. The pharmaceutical composition of claim 16, wherein the carbostyryl compound or salt thereof is 7-{4-[4-(2-ethoxyphenyl)-1-piperazinyl]butoxy}-3,4-dihydrocarbostyryl.

20. The pharmaceutical composition of claim 16, wherein the carbostyryl compound or salt thereof is 7-{4-[4-(2-ethoxyphenyl)-1-piperazinyl]butoxy}carbostyryl.

21. The pharmaceutical composition for treating schizophrenia containing, as the active ingredient, a carbostyryl compound or pharmaceutically acceptable salt thereof of claim 3 and a pharmaceutically acceptable carrier.

* * * * *

30

35

40

45

50

55

60

65

UNITED STATES PATENT AND TRADEMARK OFFICE
CERTIFICATE OF CORRECTION

PATENT NO. : 5,006,528
DATED : April 9, 1991
INVENTOR(S) : Yasuo Oshiro et al.

Page 1 of 2

It is certified that error appears in the above-identified patent and that said Letters Patent is hereby corrected as shown below:

Claim 1, column 17, line 54, change "carboxtyril" to
--carbostyрил--;

column 18, line 35, change "carboxtyril" to
--carbostyрил--.

Claim 2, column 18, line 37, change "carboxtyril" to
--carbostyрил--.

Claim 3, column 18, line 47, change "carboxtyril" to
--carbostyрил--.

Claim 4, column 18, line 49, change "carboxtyril to
--carbostyрил--.

Claim 13, column 19, line 20, change "(b
2,3-Dichlorophenyl)" to --2,3-Dichlorophenyl)--.

**UNITED STATES PATENT AND TRADEMARK OFFICE
CERTIFICATE OF CORRECTION**

PATENT NO. : 5,006,528

Page 2 of 2

DATED : April 9, 1991

INVENTOR(S) : Yasuo Oshiro et al

It is certified that error appears in the above-identified patent and that said Letters Patent is hereby corrected as shown below:

Abstract, line 1, after "thereof" insert --useful for breaking schizophrenia--.

**Signed and Sealed this
Twenty-seventh Day of April, 1993**

Attest:

MICHAEL K. KIRK

Attesting Officer

Acting Commissioner of Patents and Trademarks

EXHIBIT B

UNITED STATES PATENT AND TRADEMARK OFFICE


(12) CERTIFICATE EXTENDING PATENT TERM
UNDER 35 U.S.C. § 156

(68) PATENT NO. : 5,006,528
(45) ISSUED : April 9, 1991
(75) INVENTOR : Yasuo Oshiro, et al.
(73) PATENT OWNER : Otsuka Pharmaceutical Co., Ltd.
(95) PRODUCT : ABILIFY® (aripiprazole)

This is to certify that an application under 35 U.S.C. § 156 has been filed in the United States Patent and Trademark Office, requesting extension of the term of U.S. Patent No. 5,006,528 based upon the regulatory review of the product ABILIFY® (aripiprazole) by the Food and Drug Administration. Since it appears that the requirements of the law have been met, this certificate extends the term of the patent for the period of

(94) Five years

from October 20, 2009, the original expiration date of the patent, subject to the payment of maintenance fees as provided by law, with all rights pertaining thereto as provided by 35 U.S.C. § 156(b).



I have caused the seal of the United States Patent and Trademark Office to be affixed this 12th day of October 2005.

A handwritten signature in black ink that reads "Jon W. Dudas".

Jon W. Dudas
Under Secretary of Commerce for Intellectual Property and
Director of the United States Patent and Trademark Office

EXHIBIT C



US005006528C1

(12) **EX PARTE REEXAMINATION CERTIFICATE** (5396th)
United States Patent
Oshiro et al.

(10) **Number:** **US 5,006,528 C1**
(45) **Certificate Issued:** **Jun. 13, 2006**

- (54) **CARBOSTYRIL DERIVATIVES**
- (75) **Inventors:** **Yasuo Oshiro**, Tokushima (JP); **Seiji Sato**, Itano (JP); **Nobuyuki Kurahashi**, Tokushima (JP)
- (73) **Assignee:** **Otsuka Pharmaceutical Co., Ltd.**, Rockville, MD (US)

JP	56-49359	5/1981
JP	56-49360	5/1981
JP	56-49361	5/1981
JP	56-049357 A	5/1981
JP	56-049362 A	5/1981
JP	57-145872	9/1982
JP	58-43952	3/1983
JP	58-203968 A	11/1983
JP	62-149664	7/1987

Reexamination Request:
 No. 90/007,167, Aug. 11, 2004

OTHER PUBLICATIONS

Two Abstract for JP-56-049362 A.

Reexamination Certificate for:
 Patent No.: **5,006,528**
 Issued: **Apr. 9, 1991**
 Appl. No.: **07/424,719**
 Filed: **Oct. 20, 1989**

(Continued)

Primary Examiner—Rita Desai

(57) **ABSTRACT**

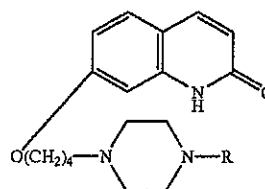
A novel carbostyryl derivative and salt thereof useful for breaking schizophrenia represented by the formula (1)

Certificate of Correction issued Apr. 27, 1993.

(30) **Foreign Application Priority Data**

Oct. 31, 1988 (JP) 63-276953

- (51) **Int. Cl.**
A61K 31/497 (2006.01)
A61K 31/00 (2006.01)
C07D 401/12 (2006.01)



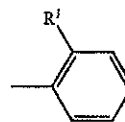
- (52) **U.S. Cl.** **514/253; 544/363**
(58) **Field of Classification Search** None
 See application file for complete search history.

(wherein R is a group of the formula

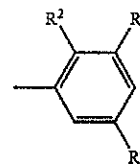
(56) **References Cited**

U.S. PATENT DOCUMENTS

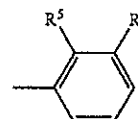
3,362,956 A	1/1968	Archer
3,983,121 A	9/1976	Murthi et al.
3,994,900 A	11/1976	Krapcho et al.
4,147,869 A	4/1979	Nakagawa et al.
4,210,753 A	7/1980	Tominaga et al.
4,234,584 A	11/1980	Lattrell et al.
4,234,585 A	11/1980	Winter et al.
4,289,883 A	9/1981	Tominaga et al.
4,734,416 A	3/1988	Banno et al.
4,746,661 A	5/1988	Lattrell et al.
4,803,203 A	2/1989	Caprathe et al.
4,824,840 A	4/1989	Banno et al.
4,914,094 A	4/1990	Oshiro et al.



((wherein R¹ is a C₁-C₃ alkoxy group)), a group of the formula



((wherein R² and R³ are each, at the same time, a chlorine atom, a bromine atom; and R⁴ is a hydrogen atom or a chlorine atom)), 2-methyl-3-nitrophenyl group, 3,5-dichlorophenyl group, or a group of the formula



((wherein R⁵ is a chlorine atom or a bromine atom; and R⁶ is a methyl group)); the carbon-carbon bond between 3- and 4-position in the carbostyryl skeleton is a single or double bond).

FOREIGN PATENT DOCUMENTS

AU	A-50252/85	5/1986
CA	1117110	1/1982
DE	29 12 105 C2	10/1979
DE	29 53 723 C2	10/1979
EP	0 005 828	12/1979
EP	0 006 506	1/1980
EP	0 182 247	5/1986
EP	0 226 441 A2	6/1987
FR	2 344 538	10/1977
GB	1 212 174	11/1970
GB	2017701 B	10/1978
GB	2071094 A	9/1981
JP	54-130587	10/1979
JP	55-124766	9/1980
JP	55-127371	10/1980
JP	56-46812	4/1981

US 5,006,528 C1

Page 2

OTHER PUBLICATIONS

Two Abstract for JP-56-049357 A.

Abstract for JP-58-203968 A.

Banno et al., "Studies of 2(1H)-Quinolinone Derivatives as Neuroleptic Agents, I, Synthesis and Biological Activities of (4-Phenyl-1-piperazinyl)propoxy-2(1H)-quinolinone Derivatives," *Chem. Pharm. Bull.*, vol. 36, No. 11, pp. 4377-4388 (Nov. 25, 1988).

Molecular Design for Creative Synthesis of Pharmaceuticals (Soyaku No Tameno Bunshisekkei), Chemistry—An Extra Issue, 191-200 (Sep. 1989) (with partial English translation).

Abstract of DE 29 12 105 C2.

Abstract of DE 29 53 723 C2.

Abstract of JP 54-130587.

Abstract of JP 55-124766.

Abstract of JP 55-127371.

Abstract of JP 56-46812.

Abstract of JP 56-49359.

Abstract of JP 56-49360.

Abstract of JP 56-49361.

Abstract of JP 57-145872.

Abstract of JP 58-43952.

Abstract of JP 62-149664.

Kiuchi et al., "Effect of 7-[3-(4-(2,3-Dimethylphenyl) Piperazinyl)Propoxy]-2(1H)-Quinolinone (OPC-4392), A Newly Synthesized Agonist For Presynaptic Dopamine D₂ Receptor, On Tyrosine Hydroxylation In Rat Striatal Slices," *Life Sciences*, vol. 42, No. 3, pp. 343-349 (1988) (National Diet Library in Japan accepted this document on Feb. 12, 1988).

Yasuda et al., "7-[3-(4-(2,3-Dimethylphenyl)Piperazinyl)Propoxy]-2(1H)-Quinolinone (OPC-4392), A Presynaptic Dopamine Autoreceptor Agonist And Postsynaptic D2 Receptor Antagonist," *Life Sciences*, vol. 42, No. 20, pp. 1941-1954 (1988) (National Diet Library in Japan accepted this document on May 19, 1988).

Sasa et al., "Presynaptic Inhibition of Excitatory Input From the Substantia Nigra to Caudate Nucleus Neurons by a Substituted Quinolinone Derivative 7-[3-(4-(2,3-Dimethylphenyl)Piperazinyl)Propoxy]-2(1H)-Quinolinone (OPC-4392)," *Life Sciences*, vol. 43, No. 3, pp. 263-269 (Jul. 18, 1988).

Gerbaldo et al., "The Effect of OPC-4392, a Partial Dopamine Receptor Agonist on Negative Symptoms: Results of an Open Study," *Pharmacopsychiatry*, vol. 21, pp. 387-388 (Nov. 1988).

Murasaki et al., "Phase 1 Study of a New Antipsychotic Drug, OPC-4392," *Prog. Neuro-Psychopharmacol & Biol Psychiat.*, vol. 12, No. 5, pp. 793-802 (1988) (Library of Osaka University accepted this document on Sep. 20, 1988).

US 5,006,528 C1

1

**EX PARTE
REEXAMINATION CERTIFICATE
ISSUED UNDER 35 U.S.C. 307**

THE PATENT IS HEREBY AMENDED AS
INDICATED BELOW.

Matter enclosed in heavy brackets [] appeared in the patent, but has been deleted and is no longer a part of the patent; matter printed in italics indicates additions made to the patent.

ONLY THOSE PARAGRAPHS OF THE
SPECIFICATION AFFECTED BY AMENDMENT
ARE PRINTED HEREIN.

Column 2, lines 3-10:

Among carbostyryl derivatives known in prior art, those disclosed in U.S. Pat. No. 4,734,416; Canadian Patent No. 1,117,110; British Patent No. 2,017,701; German Patent Nos. [2,911,108, 1,912,105] *2,912,105* and 2,953,723; Japanese Patent Kokai (Laid-open) Patent Nos. 54-130,587

2

(1979), 55-127,371, (1980) and 62-149,664 (1987) are having chemical structural formula of upper conception of carbostyryl derivatives of the present invention.

AS A RESULT OF REEXAMINATION, IT HAS BEEN DETERMINED THAT:

The patentability of claims 1-21 is confirmed. New claims 22-24 are added and determined to be patentable.

22. *A method of treating schizophrenia in a patient comprising administering a pharmaceutical composition to said patient containing, as an active ingredient, a carbostyryl compound or salt thereof of claim 1.*

23. *The method of treating schizophrenia of claim 22, wherein the carbostyryl compound or salt thereof is 7-(4-[4-(2,3-dichlorophenyl)-1-piperazinyl]butoxy)-3,4-dihydrocarbostyryl or a salt thereof.*

24. *The method of treating schizophrenia of claim 22, wherein the carbostyryl compound or salt thereof is 7-[4-[4-(2,3-dichlorophenyl)-1-piperazinyl]butoxy]-carbostyryl or a salt thereof.*

* * * * *