

Gregory J. Bevelock  
DECOTIIS, FITZPATRICK, COLE & WISLER, LLP  
Glenpointe Centre West  
500 Frank W. Burr Boulevard  
Teaneck, New Jersey 07666  
(201) 928-1100  
*Attorneys for Plaintiff Albany Molecular Research, Inc.*

IN THE UNITED STATES DISTRICT COURT  
FOR THE DISTRICT OF NEW JERSEY

ALBANY MOLECULAR RESEARCH, INC.,	)	
	)	
Plaintiff,	)	
	)	Civil Action No.
- v -	)	
	)	
DR. REDDY'S LABORATORIES, LTD. and	)	<b>COMPLAINT</b>
DR. REDDY'S LABORATORIES, INC.,	)	
	)	
Defendants.	)	
	)	
	)	

Plaintiff Albany Molecular Research, Inc. ("AMRI" or "Plaintiff"), by its attorneys, for its Complaint against Dr. Reddy's Laboratories, Ltd. and Dr. Reddy's Laboratories, Inc. (collectively "Reddy") alleges as follows:

**Nature of the Action**

1. This is an action for patent infringement arising under the patent laws of the United States, Title 35, United States Code, Sections 100 *et seq.* This action relates to generic versions of ALLEGRA<sup>®</sup> and ALLEGRA-D<sup>®</sup> drug products for which Reddy is seeking or has obtained marketing approval from the U.S. Food and Drug Administration ("FDA") and which Reddy has marketed or intends to market in the United States after FDA approval and expiration of any statutory or regulatory stays.

**The Parties**

2. AMRI is a corporation organized and existing under the laws of Delaware with a principal place of business at 21 Corporate Circle, Albany, New York 12212.

3. Upon information and belief, Dr. Reddy's Laboratories, Inc. is a corporation organized and existing under the laws of New Jersey, has its principal place of business at 200 Somerset Corporate Boulevard, Building 11, 7th Floor, Bridgewater, New Jersey 08807, and has a regular and established place of business at 1 Park Way, Upper Saddle River, New Jersey 07458.

4. Upon information and belief, Dr. Reddy's Laboratories, Ltd. is a corporation organized and existing under the laws of India, has its principal place of business at 7-1-27 Ameerpet, Hyderabad 500016, Andhra Pradesh, India, and has a regular and established place of business at 1 Park Way, Upper Saddle River, New Jersey 07458.

**Jurisdiction and Venue**

5. This Court has jurisdiction over the subject matter of this action pursuant to 28 U.S.C. §§ 1331, 1338(a), 1400(b), 2201 and 2202.

6. This Court has personal jurisdiction over Defendants by virtue of their presence in New Jersey, and their continuous and systematic contacts with New Jersey relating to the subject matter of this action, and their course of conduct that is designed to cause the performance of tortious acts that will result in foreseeable harm in New Jersey.

7. Venue is proper in this judicial district pursuant to 28 U.S.C. §§ 1391 and 1400(b).

**The Patent**

8. United States Patent No. 7,390,906 (the "'906 patent") duly and legally issued on June 24, 2008 to inventor Thomas E. D'Ambra. A copy is attached as Exhibit A. The '906 patent was initially assigned to AMR Technology, Inc., a subsidiary of AMRI. AMR

Technology, Inc. subsequently assigned the '906 patent to AMRI. AMRI is now the owner of the '906 patent.

**Acts Giving Rise to this Action**

9. Reddy has submitted to the FDA Abbreviated New Drug Applications (“ANDAs”), including ANDAs Nos. 76-502 and 76-667 under Section 505(j)(1) of the Federal Food, Drug and Cosmetic Act (21 U.S.C. § 355(j)(1)) and New Drug Application (“NDA”) 21-581 under Section 505(b)(2) of the Federal Food, Drug and Cosmetic Act (21 U.S.C. § 355(b)(2)), seeking approval to engage in the commercial manufacture, use, and sale of, among other things, 30 mg, 60 mg and 180 mg fexofenadine hydrochloride tablets, and 60 mg fexofenadine hydrochloride/120 mg pseudoephedrine hydrochloride tablets (collectively the “ANDA and NDA Products”) containing a fexofenadine hydrochloride drug substance. Reddy has received approval from the FDA to market certain of Reddy’s ANDA and NDA Products, and has marketed some of those ANDA and NDA Products in the United States.

10. Reddy has used and sold certain of its ANDA or NDA Products in the United States, including upon information and belief, 30 mg, 60 mg, and 180 mg fexofenadine tablets.

11. Reddy continues to intend to engage in the commercial manufacture, use and sale of fexofenadine hydrochloride drug substances and Reddy’s ANDA or NDA Products in the future.

12. The '906 patent claims, among other things, a process for making fexofenadine hydrochloride using a cyclopropyl ketone intermediate (“CPK intermediate”).

13. Upon information and belief, Reddy manufactures its fexofenadine hydrochloride drug substance and Reddy’s ANDA and NDA Products using fexofenadine hydrochloride made by a process using a CPK intermediate within the scope of claims of the '906 patent.

14. Reddy's commercial manufacture, importation, use or sale of its fexofenadine hydrochloride drug substance, and Reddy's commercial manufacture, importation, use or sale of its ANDA and NDA Products, infringe one or more claims of the '906 patent under 35 U.S.C. §271(a) and (g).

15. On information and belief, Reddy has submitted all information to the FDA necessary to obtain marketing approval for its ANDA and NDA Products not yet on the market. On information and belief, marketing approvals for those Reddy's ANDA and NDA Products are imminent, subject only to statutory or regulatory stays. The advanced stage of Reddy's ANDAs and NDA, and Reddy's intention to engage in further commercial manufacture, use, offer to sell or sale of its ANDA and NDA Products promptly upon receiving final FDA approval, also create an actual case or controversy with respect to infringement of the '906 patent for which declaratory relief is appropriate.

16. Reddy's infringement has been, and continues to be, willful and deliberate.

17. Plaintiff will be substantially and irreparably damaged and harmed if Reddy's infringement is not enjoined. Plaintiff does not have an adequate remedy at law.

18. Plaintiff has also suffered damages from Reddy's infringement.

**WHEREFORE**, Plaintiff respectfully requests the following relief:

(a) A judgment declaring that Reddy has infringed, and that Reddy's commercial making, using, selling, offering to sell or importing the ANDA and NDA Products will infringe, the '906 patent;

(b) A judgment permanently enjoining Reddy from making, using, selling, offering to sell, or importing fexofenadine hydrochloride or the ANDA and NDA Products until after the expiration of the '906 patent;

(c) For Reddy's actual commercial manufacture, use, offer to sell or sale of its ANDA and NDA Products prior to the expiration of the '906 patent, a judgment awarding Plaintiff damages resulting from such infringement, increased to treble the amount found or assessed, together with interest;

(d) Attorneys' fees in this action pursuant to 35 U.S.C. § 285;

(e) Costs and expenses in this action; and

(f) Such further and other relief as this Court may deem just and proper.

Dated: September 9, 2009

DECOTIIS, FITZPATRICK, COLE &  
WISLER, LLP

By: /s/ Gregory J. Bevelock  
Gregory J. Bevelock

OF COUNSEL:  
Andrew P. Zappia  
NIXON PEABODY LLP  
1100 Clinton Square  
Rochester, New York 14604-1792  
(585) 263-1600

*Attorneys for Plaintiff  
Albany Molecular Research, Inc.*

**CERTIFICATION PURSUANT TO LOCAL CIVIL RULE 11.2**

I hereby certify that to the best of my knowledge the matter in controversy is related to the following actions pending before the Honorable Joseph A. Greenway, Jr., U.S.D.J.:

- *Aventis v. Impax*, No. 02-1322 (JAG) (D.N.J.)
- *Aventis v. Mylan*, No. 03-1179 (JAG) (D.N.J.)
- *Aventis v. Dr. Reddy's*, No. 03-1180 (JAG) (D.N.J.)
- *Aventis v. Dr. Reddy's*, No. 03-5108 (JAG) (D.N.J.)
- *Aventis v. Dr. Reddy's*, No. 03-5829 (JAG) (D.N.J.)
- *Aventis v. Sandoz*, No. 04-222 (JAG) (D.N.J.)
- *Aventis and AMR v. Dr. Reddy's*, No. 04-1075 (JAG) (D.N.J.)
- *Aventis and AMR v. Impax*, No. 04-1076 (JAG) (D.N.J.)
- *Aventis and AMR v. Mylan and Amino*, No. 04-1077 (JAG) (D.N.J.)
- *Aventis and AMR v. Amino*, No. 04-1078 (JAG) (D.N.J.)
- *Aventis v. Mylan*, No. 04-2305 (JAG) (D.N.J.)
- *Aventis v. Dr. Reddy*, No. 04-3194 (JAG) (D.N.J.)
- *Aventis v. Sandoz*, No. 04-3944 (JAG) (D.N.J.)
- *Aventis v. Mylan*, No. 05-4255 (JAG) (D.N.J.)
- *Aventis v. Sandoz*, No. 06-1277 (JAG) (D.N.J.)
- *Amino and DiPharma v. Aventis*, No. 06-5463 (JAG) (D.N.J.)
- *Aventis v. Sandoz*, No. 07-2454 (JAG) (D.N.J.)
- *Aventis v. Mylan*, No. 07-5054 (JAG) (D.N.J.)
- *Aventis v. Dr. Reddy's*, No. 07-5180 (JAG) (D.N.J.)
- *Aventis v. Sandoz*, No. 08-0254 (JAG) (D.N.J.)
- *Aventis v. Sun Pharma*, No. 09-325 (JAG) (D.N.J.)

I certify under penalty of perjury that the foregoing is true and correct.

Dated: September 9, 2009

/s/ Gregory J. Bevelock  
Gregory J. Bevelock

# **EXHIBIT A**



US007390906B2

(12) **United States Patent**  
**D'Ambra**

(10) **Patent No.:** **US 7,390,906 B2**  
(45) **Date of Patent:** **\*Jun. 24, 2008**

(54) **PIPERIDINE DERIVATIVES AND PROCESS FOR THEIR PRODUCTION**

SU 1486058 A3 9/1986  
(Continued)

(75) Inventor: **Thomas E. D'Ambra**, Wynantskill, NY (US)

**OTHER PUBLICATIONS**

K. Y. Chan, et al., "Direct enantiomeric separation of terfenadine and its major acid metabolite by high-performance liquid chromatography, and the lack of stereoselective terfenadine enantiomer biotransformation in man," *J. Chromatog.*, 271:291-97 (1991).

(73) Assignee: **AMR Technology, Inc.**, Manchester, VT (US)

(Continued)

(\* ) Notice: Subject to any disclaimer, the term of this patent is extended or adjusted under 35 U.S.C. 154(b) by 0 days.

*Primary Examiner*—Celia Chang  
(74) *Attorney, Agent, or Firm*—Heslin Rothenberg Farley & Mesiti P.C.

This patent is subject to a terminal disclaimer.

(57) **ABSTRACT**

The present invention relates to substantially pure piperidine derivative compounds of the formulae:

(21) Appl. No.: **11/455,531**

(22) Filed: **Jun. 19, 2006**

(65) **Prior Publication Data**

US 2006/0241303 A1 Oct. 26, 2006

**Related U.S. Application Data**

(63) Continuation of application No. 11/250,924, filed on Oct. 14, 2005, now Pat. No. 7,238,834, which is a continuation of application No. 10/918,247, filed on Aug. 13, 2004, now Pat. No. 7,022,880, which is a continuation of application No. 10/235,052, filed on Sep. 4, 2002, now Pat. No. 6,797,826, which is a continuation of application No. 09/758,724, filed on Jan. 11, 2001, now abandoned, which is a continuation of application No. 09/356,172, filed on Jul. 16, 1999, now abandoned, which is a continuation of application No. 08/994,357, filed on Dec. 19, 1997, now Pat. No. 5,994,549, which is a continuation of application No. 08/382,649, filed on Feb. 2, 1995, now Pat. No. 5,750,703, which is a continuation of application No. 08/083,102, filed on Jun. 24, 1993, now abandoned.

(51) **Int. Cl.**

**C07D 211/22** (2006.01)  
**C07D 211/40** (2006.01)

(52) **U.S. Cl.** ..... **546/240; 546/236; 546/234**

(58) **Field of Classification Search** ..... **546/239, 546/240, 236, 237, 340; 560/8, 115, 159, 560/160; 562/450, 555; 564/156, 157, 158, 564/169**

See application file for complete search history.

(56) **References Cited**

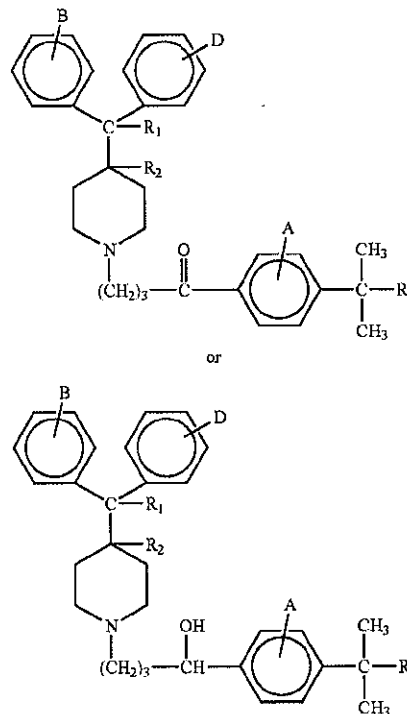
**U.S. PATENT DOCUMENTS**

3,687,956 A 8/1972 Zivkovic  
3,806,526 A 4/1974 Carr et al.  
3,829,433 A 8/1974 Carr et al.  
3,839,431 A 10/1974 Sheehan et al.  
3,862,173 A 1/1975 Carr et al.  
3,878,217 A 4/1975 Carr et al.

(Continued)

**FOREIGN PATENT DOCUMENTS**

EP 84305268.9 3/1985



wherein  
R<sub>1</sub> is hydrogen or hydroxy;  
R<sub>2</sub> is hydrogen;  
or R<sub>1</sub> and R<sub>2</sub> taken together form a second bond between the carbon atoms bearing R<sub>1</sub> and R<sub>2</sub>;  
R<sub>3</sub> is —COOH or —COOR<sub>4</sub>;  
R<sub>4</sub> has 1 to 6 carbon atoms;  
A, B, and D are the substituents of their respective rings each of which may be different or the same and are hydrogen, halogens, alkyl, hydroxy, alkoxy, or other substituents.

A process of preparing such piperidine derivative compounds in substantially pure form is also disclosed.

**9 Claims, No Drawings**



## US 7,390,906 B2

Page 2

## U.S. PATENT DOCUMENTS

3,898,271	A	8/1975	Sheehan et al.	
3,922,276	A	11/1975	Duncan et al.	
3,931,197	A	1/1976	Carr et al.	
3,941,795	A	3/1976	Carr et al.	
3,946,022	A	3/1976	Carr et al.	
3,956,296	A	5/1976	Duncan et al.	
3,965,257	A	6/1976	Carr et al.	
4,028,404	A	6/1977	Bays et al.	
4,254,129	A	3/1981	Carr et al.	
4,254,130	A	3/1981	Carr et al.	
4,285,957	A	8/1981	Carr et al.	
4,285,958	A	8/1981	Carr et al.	
4,407,823	A	10/1983	Kirsch et al.	
4,550,116	A	10/1985	Soto et al.	
4,742,175	A	5/1988	Fawcett et al.	
5,375,693	A	12/1994	Woosley et al.	
5,578,610	A	11/1996	D'Ambra	
5,581,011	A	12/1996	D'Ambra	
5,589,487	A	12/1996	D'Ambra	
5,663,412	A	9/1997	D'Ambra	
5,750,703	A *	5/1998	D'Ambra	546/240
6,147,216	A	11/2000	Kraus et al.	

## FOREIGN PATENT DOCUMENTS

WO	WO 93/21156	10/1993
WO	WO 94/03170 A	2/1994
WO	WO 95/00480 A	1/1995
WO	WO 95/00482	1/1995

## OTHER PUBLICATIONS

- F.J. McCarty, et al., "Central Depressants. Phosphoramidates Derived from  $\alpha,\alpha$ -Disubstituted 4-Piperidinemethanols," *Department of Organic Research, Scientific Laboratories*, 26:4084-4088(1961).
- Chemical Abstract, vol. 94, 1981, pp. 644, 94:156758e.
- Chemical Abstract, vol. 110, 1989, pp. 762, 110:173097e.
- Woosley, R.L., et al., "Mechanism of the Cardiotoxic Actions of Terfenadine," *JAMA* 269 (12):1532-36 (Mar. 1993).
- Honig, P.K., et al., "Terfenadine-ketoconazole Interaction. Pharmacokinetic and Electrocardiographic Consequences," *JAMA*, 269 (12):1513-18 (Mar. 1993).
- Kuhlman, J.J., Jr., "Measurement of Azacyclonol in Urine and Serum of Humans Following Terfenadine (Seldane) Administration Using Gas Chromatography-mass Spectrometry," *J Chromatogr* 578 (2):207-13 (Jul. 1992).
- Honig, P.K., et al., "Changes in the Pharmacokinetics and Electrocardiographic Pharmacodynamics of Terfenadine with Concomitant Administration of Erythromycin," *Clin Pharmacol Ther* 52(3): 231-8 (Sep. 1992).
- Chen, T.M., et al., "Determination of the Metabolites of Terfenadine in Human Urine by Thermospray Liquid Chromatography-Mass Spectrometry," *J. Pharm. Biomed. Anal.* 9(10-12):929-33, (1991).
- Zamani, K., et al., "Enantiomeric Analysis of Terfenadine in Rat Plasma by HPLC," *Chirality*, 3(6):467-70 (1991).
- Eller, M.G., et al., "Absence of Food Effects on the Pharmacokinetics of Terfenadine," *Biopharm. Drug Dispos.* 13(3):171-7 (Apr. 1992).
- Chan, K.Y., "Direct Enantiomeric Separation of Terfenadine and its Major Acid Metabolite by High-Performance Liquid Chromatography, and the Lack of Stereoselective Terfenadine Enantiomer Biotransformation in Man," *J. Chromatogr.* 571(1-2):291-7 (1991).
- Eller, M.G., et al., "Pharmacokinetics of Terfenadine in Healthy Elderly Subjects," *J. Clin. Pharmacol.* 32(3):267-71 (Mar. 1992).
- Coutant, J.E., et al., "Determination of Terfenadine and Terfenadine Acid Metabolite in Plasma using Solid-Phase Extraction and High-Performance Liquid Chromatography with Fluorescence Detection," *J. Chromatogr.* 570(1):139-48 (1991).
- Luo, H., et al., "N(+)-glucuronidation of Aliphatic Tertiary Amines, A General Phenomenon in the Metabolism of HI-antihistamines in Humans," *Xenobiotica*, 21(10):1281-8 (Oct. 1991).
- Estelle, F., et al., "Pharmacokinetic Optimisation of Histamine HI-Receptor Antagonist Therapy," *Clin. Pharmacokinet.*, 21(5):372-93 (Nov. 1991).
- Shall, L. et al., "Dose-Response Relationship Between Objective Measures of Histamine-Induced Weals and Dose of Terfenadine," *Acta. Derm. Venereol.* 71(3):199-204 (1991).
- Campoli-Richards, D.M., et al., "Cetirizine. A Review of its Pharmacological Properties and Clinical Potential in Allergic Rhinitis, Pollen-Induced Asthma, and Chronic Urticaria," *Drugs* 40(5):762-81 (Nov. 1990).
- Snowman, A.M., et al., "Cetirizine: Actions on Neurotransmitter Receptors," *J. Allergy Clin. Immunol.* 86(6-2):1025-8 (Dec. 1990).
- Berman, B.D., "Perennial Allergic Rhinitis: Clinical Efficacy of a New Antihistamine," *J. Allergy Clin. Immunol.* 86 (68-2):1004- (Dec. 1990).
- Monahan, B.P., et al., "Torsades de Pointes Occurring in Association with Terfenadine Use," *JAMA*, 264(21) 2788-90 (Dec. 1990).
- Simmons, K.J., et al., "Pharmacokinetics and Pharmacodynamics of Terfenadine and Chlorpheniramine In the Elderly," *J. Allergy Clin. Immunol.* 85(3):540-7 (Mar. 1990).
- Sweeney, G.D., et al., "Anti-Allergy and Anti-Asthma Drugs. Disposition in Infancy and Childhood," *Clin. Pharmacokinet.*, 17 Suppl (1):156-68 (1989).
- Coniglio, A.A., "Effect of Acute and Chronic Terfenadine on Free and Total Serum Phenytoin Concentrations in Epileptic Patients," *Epilepsia* 30(5):611-6 (Sep.-Oct. 1989).
- Mann, K.V., et al., "Nonsedating Histamine HI-Receptor Antagonists," *Clin. Pharm.* 8(5):331-44 (May 1989).
- Barenhotz, H.A., "Loratadine: A Non Sedating Antihistamine with Once-Daily Dosing," *DICP* 23(6):44550 (Jun. 1989).
- Brion, N., et al., "Lack of Effect of Terfenadine on Theophylline Pharmacokinetics and Metabolism in Normal Subjects," *Br J. Clin. Pharmacol.*, 27(3):391-5 (Mar. 1989).
- Kaliner, M.A., "Non-sedating Antihistamines," *Allergy Proc.* 9(6):649-63 (Nov.-Dec. 1988).
- Maurer, H., et al., "Identification and Differentiation of Alkylamine Antihistamines and Their Metabolites I Urine by Computerized Gas Chromatography-Mass Spectrometry," *J. Chromatogr* 430(1):31-31 (Aug. 1988).
- Simons, F.E., et al., "Lack of Subsensitivity to Terfenadine During Long-Term Terfenadine Treatment," *J. Allergy Clin Immunol* 82(6):1068-75 (Dec. 1988).
- Shall, L., et al., "Assessment of the Duration of Action of Terfenadine on Histamine Induced Weals," *Br. J. Dermatol* 119(4):525-31 (Oct. 1988).
- Akagi, M., "Antiallergic Effects of Terfenadine on Immediate Type Hypersensitivity Reactions," *Immunopharmacol Immunotoxicol* 9(2-3):257-79 (1987).
- Snyder, S.H., et al., "Receptor Effects of Cetirizine," *Ann Allergy* 59(6-2):4-8 (Dec. 1987).
- Simons, F.E., "The Pharmacokinetics and Pharmacodynamics of Terfenadine in Children," *J. Allergy Clin Immunol.* (6):884-90 (1987).
- Carter, C.A., et al., "Terfenadine, A Nonsedating Antihistamine," *Drug Intell Clin Pharm* 19(11):812-7 (Nov. 1985).
- Paton, D.M., et al., Clinical Pharmacokinetics of HI-Receptor Antagonists (He Antihistamines) *Clin Pharmacokinet.* 10(6):477-97 (Nov.-Dec. 1985).
- Woodward, J.K., "Terfenadine, the First Non-Sedating Antihistamine," *Arzneimittel forschung* 32(9a):1154-6 (1982).
- Cook, C.F., et al., "Radioimmunoassay for Terfenadine in Human Plasma," *J. Pharm Sci* 69(12):1419-23 (Dec. 1980).
- Sepracor Inc. Announces Second Quarter 1993 Financial Results, *Business Wire, Inc.* (Jul. 1993).
- Marion Merrell Dow Restructures, *The Financial Times Limited* (Jul. 1993).
- Marion Merrell Invests in Sepracor, *Chemical Week Associates* (Jun. 1993).
- Spracor, Inc. Announces Agreement with Marion, *Business Wire, Inc.* (Jun. 1993).

## US 7,390,906 B2

Page 3

- Sepracor Licenses Rights to marion Merrell, *Reuters, Limited* (Jun. 1993).
- Drug Makers Contend with Inevitable Change, *Chemical Week Associates* (Mar. 1993).
- Drug Pipelines Point to a Mixed Future, *Chemical Week Associates* (Mar. 1993).
- Not Associated with Cardiac Effects of Leading Prescription, Non-sedative Antihistamines; JAMA Study First to Demonstrate Potential Therapeutic Benefits of Active Metabolite of Terfenadine, *Business Wire, Inc.* (Mar. 1993).
- R. T. Morrison, et al., *Organic Chemistry*, pp. 661-662 (3rd ed., 1974).
- Meijere, ed., *Carbocyclic Three- and Four- Membered Ring Compounds*, vol. E17c, Stuttgart: George Thime Verlag, pp. 2045, 2082-85 and 2098-2101 (1997).
- Fishwick et al., "An Efficient Route to S-N-(9-Fluorenylmethoxycarbonyl)-4'-(1-azi-2,2,2-trifluoroethyl)phenylalanine," *Tetrahedron Letters* 35(26):4611-4614 (1994).
- Greene et al., "Protection for the Carboxyl Group," in *Protective Groups in Organic Synthesis*, 2d. Ed., New York, New York: John Wiley & Sons, Inc. pp. 224-226, 265, 270-271 (1991).
- Kawai et al., "A Facile Synthesis of an Oxidation Product of Terfenadine," *J. Org. Chem.* 59(9):2620-2622 (1994).
- Swain et al., "Novel 5-HT<sub>3</sub> Antagonists: Indol-3-ylspiro(azabicycloalkane-3,5'(4'H)-oxazoles)," *J. Med. Chem.* 35(6):1019-1031 (1992).
- Moragues et al., "Ebastine," *Drugs of the Future* 15(7):674-679 (1990).
- Mattila et al., "Lack of Pharmacodynamic and Pharmacokinetic Interactions of the Antihistamine Ebastine with Ethanol in Healthy Subjects," *Eur. J. Clin. Pharmacol.* 43:179-184 (1992).
- Meyers et al., "Oxazolines. IX. Synthesis of Homologated Acetic Acids and Esters," *J. Org. Chem.* 39(18):2778-2783 (1974).
- Meyers et al., "Oxazolines. X: Synthesis of  $\gamma$ -Butyrolactones," *J. Org. Chem.* 39(18):2783-2787 (1974).
- Meyers et al., "Oxazolines. XI. Synthesis of Functionalized Aromatic and Aliphatic Acids. A Useful Protecting Group for Carboxylic Acids against Grignard and Hydride Reagents," *J. Org. Chem.* 39(18):2787-2793 (1974).
- Meyers et al., "Synthesis via Oxazolines. A Highly Stereoselective Synthesis of ( $\pm$ )-cis-2-Methyl Cyclopentanecarboxylic Acid, via a Kinetically Controlled Cyclization," *J.C.S. Chem. Comm.*, pp. 768-769 (1974).
- Garteiz et al., "Pharmacokinetics and Biotransformation Studies of Terfenadine in Man," *Arzneim-Forsch/Drug Res.* 32(11):1185-1190 (1982).
- Zhang et al., "Terfenadine: A Mixture of Equipotent Antihistamine Enantiomers Without a Clear 'Isomeric Ballast'," *Pharmacy World & Science* 15(5):186-192 (1993).

\* cited by examiner

US 7,390,906 B2

1

## PIPERIDINE DERIVATIVES AND PROCESS FOR THEIR PRODUCTION

### CROSS REFERENCE TO RELATED APPLICATIONS

This application is a continuation of U.S. patent application Ser. No. 11/250,924 filed on Oct. 14, 2005, now U.S. Pat. No. 7,238,834 which is a continuation of U.S. patent application Ser. No. 10/918,247 filed on Aug. 13, 2004 now U.S. Pat. No. 7,022,880, which is a continuation of U.S. patent application Ser. No. 10/235,052, filed on Sep. 4, 2002, now U.S. Pat. No. 6,797,826, which is a continuation of U.S. patent application Ser. No. 09/758,724, filed Jan. 11, 2001 now abandoned, which is a continuation of U.S. patent application Ser. No. 09/356,172, filed Jul. 16, 1999, now abandoned, which is a continuation of U.S. patent application Ser. No. 08/994,357, filed Dec. 19, 1997, now U.S. Pat. No. 5,994,549, which is a continuation of U.S. patent application Ser. No. 08/382,649, filed Feb. 2, 1995, now U.S. Pat. No. 5,750,703, which is a continuation of U.S. patent application Ser. No. 08/083,102, filed Jun. 24, 1993, now abandoned, which are hereby incorporated by reference in their entirety.

### FIELD OF THE INVENTION

The present invention relates to piperidine derivatives and a process for their production.

### BACKGROUND OF THE INVENTION

Terfenadine, 1-(p-tert-butylphenyl)-4-[4'-( $\alpha$ -hydroxydiphenylmethyl)-1'-piperidinyl]-butanol is a non-sedating anti-histamine. It is reported to be a specific  $H_2$ -receptor antagonist that is also devoid of any anticholinergic, anti-serotonergic, and anti-adrenergic effects both in vitro and in vivo. See D. McLavish, K. L. Goa, M. Ferrill, *Drugs*, 1990, 39, 552; C. R. Kingsolving, N. L. Monroe, A. A. Carr, *Pharmacologist*, 1973, 15, 221; J. K. Woodward, N. L. Munro, *Arzneim-Forsch*, 1982, 32, 1154; K. V. Mann, K. J. Tietze, *Clin. Pharm.* 1989, 6, 331. A great deal of effort has been made investigating structure-activity relationships of terfenadine analogs, and this is reflected in the large number of U.S. patents disclosing this compound and related structures as follows:

U.S. Pat. No. 3,687,956 to Zivkovic  
U.S. Pat. No. 3,806,526 to Carr, et. al.  
U.S. Pat. No. 3,829,433 to Carr, et. al.  
U.S. Pat. No. 3,862,173 to Carr, et. al.  
U.S. Pat. No. 3,878,217 to Carr, et. al.  
U.S. Pat. No. 3,922,276 to Duncan, et. al.  
U.S. Pat. No. 3,931,197 to Carr, et. al.  
U.S. Pat. No. 3,941,795 to Carr, et. al.  
U.S. Pat. No. 3,946,022 to Carr, et. al.  
U.S. Pat. No. 3,956,296 to Duncan, et. al.  
U.S. Pat. No. 3,965,257 to Carr, et. al.  
U.S. Pat. No. 4,742,175 to Fawcett, et. al.

Terfenadine has been linked to potentially fatal abnormal heart rhythms in some patients with liver disease or who also take the antifungal drug ketoconazole or the antibiotic erythromycin. In animal and human metabolic studies, terfenadine was shown to undergo high first-pass effect, which results in readily measurable plasma-concentrations of the major metabolite 4-[4-[4-(hydroxydiphenylmethyl)-1-piperidinyl]-1-hydroxybutyl]- $\alpha$ , $\alpha$ -dimethylphenylacetic acid, also known as terfenadine carboxylic acid metabolite. The terfenadine

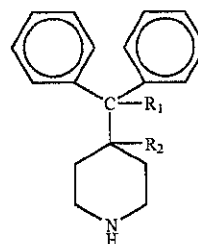
2

carboxylic acid metabolite also possesses anti-histaminic activity in animal models and may lack the cardiac side effects seen with terfenadine.

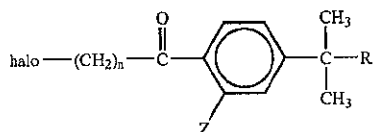
Piperidine derivatives related to the terfenadine carboxylic acid metabolite are disclosed in the following U.S. patents:

U.S. Pat. No. 4,254,129 to Carr, et. al.  
U.S. Pat. No. 4,254,130 to Carr, et. al.  
U.S. Pat. No. 4,285,957 to Carr, et. al.  
U.S. Pat. No. 4,285,958 to Carr, et. al.

In these patents, 4-[4-[4-(hydroxydiphenylmethyl)-1-piperidinyl]-1-hydroxybutyl]- $\alpha$ , $\alpha$ -dimethylbenzeneacetic acid and related compounds are prepared by alkylation of a substituted piperidine derivative of the formula:

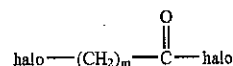


with an  $\omega$ -haloalkyl substituted phenyl ketone of the formula:



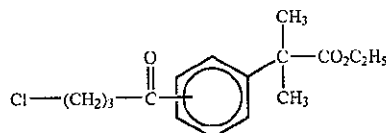
wherein the substituents halo,  $R_1$ ,  $R_2$ ,  $n$ ,  $z$ , and  $R_6$  are described in column 6 of U.S. Pat. No. 4,254,130.

It is further described that the  $\omega$ -haloalkyl substituted phenyl ketone wherein  $Z$  is hydrogen are prepared by reacting an appropriate straight or branched lower alkyl  $C_{1-6}$  ester of  $\alpha$ , $\alpha$ -dimethylphenylacetic acid with the compound of the following formula:



under the general conditions of a Friedel-Crafts acylation, wherein halo and  $m$  are described in column 11 of U.S. Pat. No. 4,254,129. The reaction is carried out in carbon disulfide as the preferred solvent.

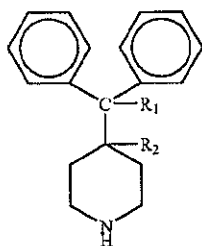
Applicant has discovered that the preparation of ethyl 4-(4-chloro-1-oxobutyl)- $\alpha$ , $\alpha$ -dimethylphenylacetate by reaction of 4-chlorobutryl chloride, aluminum chloride, and ethyl  $\alpha$ , $\alpha$ -dimethylphenylacetate in carbon disulfide, as described in Example 1 of U.S. Pat. Nos. 4,254,130 and 4,285,958 provides an inseparable mixture of monosubstituted aromatic regioisomers of the formula:



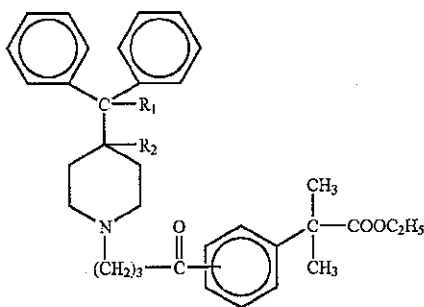
## US 7,390,906 B2

3

wherein the chlorobutyl substituent is attached at either of the three aromatic carbons which are meta or para to the dimethylacetate substituent. These regioisomers are not separable by standard techniques of thin layer chromatography, or column chromatography, and low field proton nuclear magnetic resonance spectroscopy is inconclusive in identifying the product of this reaction as a mixture. When the mixture of monosubstituted aromatic regioisomers of the preceding formula is reacted with a piperidine of the formula:

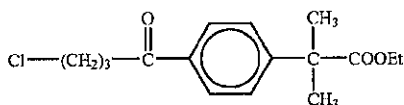


a second mixture of aromatic regioisomers is obtained of the formula:



wherein the monosubstituted meta, para mixture of regioisomers is obtained.

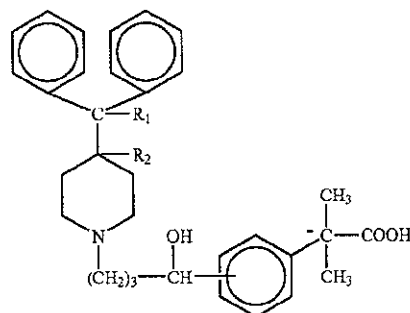
It is known in the art that a monoalkyl substituent on a benzene ring is ortho, para directing in electrophilic aromatic substitution reactions such as a Friedel-Crafts reaction. Thus, it would be expected that the Friedel-Crafts reaction of  $\alpha$ -chlorobutyl chloride with ethyl  $\alpha, \alpha$ -dimethylphenylacetate would yield predominantly the para substituted product of the formula:



because of the electron donating, para-directing character of the dimethylalkyl substituent combined with the steric hindrance associated with reaction of the ortho positions. In practice, the inductive electronic withdrawing effect of the carboxylic ester of ethyl  $\alpha, \alpha$ -dimethylphenylacetate counteracts the expected alkyl electron donating effect, resulting in no significant directing effect for the aromatic substitution reaction. For the described reaction, a statistical mixture of meta to para regioisomers results, with the two meta positions predominating.

The above second mixture of regioisomers can be converted to a third mixture of regioisomers of formula:

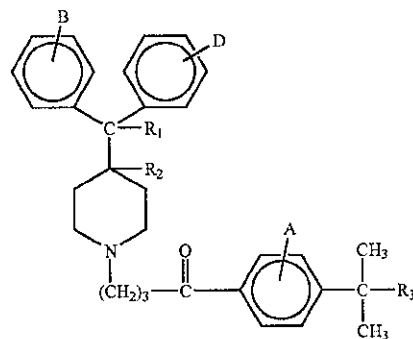
4



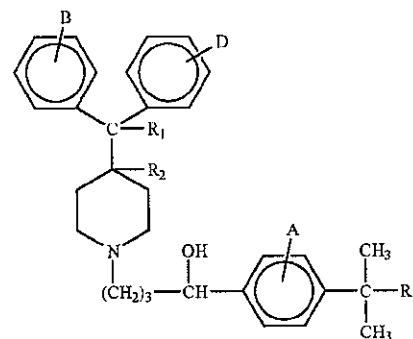
Although the second mixture of regioisomers and the third mixture of regioisomers can be analyzed by HPLC experiments, a practical separation to obtain substantially pure regioisomers has not been achieved. Each mixture (including the first), would be expected to contain 33% of the para isomer and 67% of the meta isomer. Since these components are inseparable, it has not been possible to obtain either of the regioisomers in each mixture in substantially pure form.

## SUMMARY OF THE INVENTION

The present invention relates to substantially pure piperidine derivative compounds of the formulae:



or



wherein

$R_1$  is hydrogen or hydroxy;

$R_2$  is hydrogen;

or  $R_1$  and  $R_2$  taken together form a second bond between the carbon atoms bearing  $R_1$  and  $R_2$ ;

$R_3$  is  $-\text{COOH}$  or  $-\text{COOR}_4$ ;

$R_4$  is an alkyl with 1 to 6 carbon atoms;

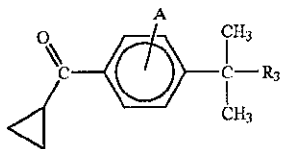
A, B, and D are the substituents of their rings, each of which may be different or the same, and are selected

## US 7,390,906 B2

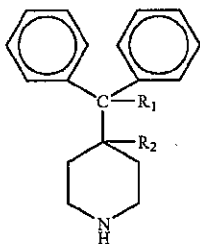
5

from the group consisting of hydrogen, halogens, alkyl, hydroxy, alkoxy, or other substituents or a salt thereof. These compounds are useful in pharmaceutical compositions, particularly as antihistamines, antiallergy agents, and bronchodilators.

The piperidine derivative compound is prepared by a process which is initiated by providing a substantially pure regioisomer of the following formula:

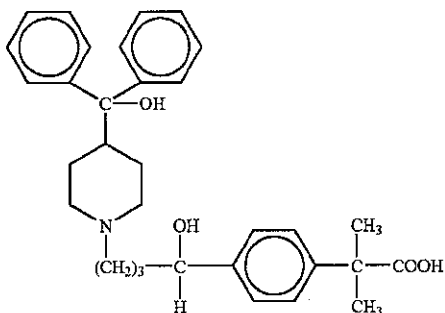


The substantially pure regioisomer is converted to the piperidine derivative having a keto group with a piperidine compound of the formula:

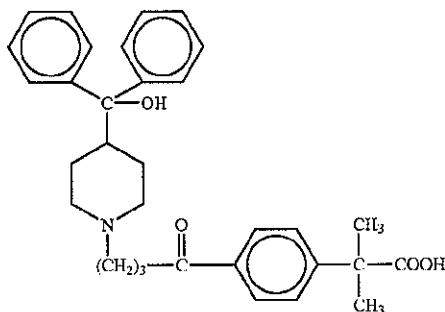


A number of synthetic pathways for preparing the substantially pure regioisomer and for reacting it with the piperidine compound having a keto group are disclosed. The piperidine derivative having a keto group can be converted to the above piperidine derivative having a hydroxyl group by reduction.

Although a wide variety of piperidine derivatives can be produced by the process of the present invention, it is particularly useful in forming a hydroxylated piperidine derivative of the formula:



Alternatively, the process of the present invention can be used to produce a piperidine derivative with a keto group of the following formula:



6

## DETAILED DESCRIPTION OF THE INVENTION

The present invention relates to substantially pure piperidine derivative compounds of the formulae:

5

10

15

20

25

30

35

40

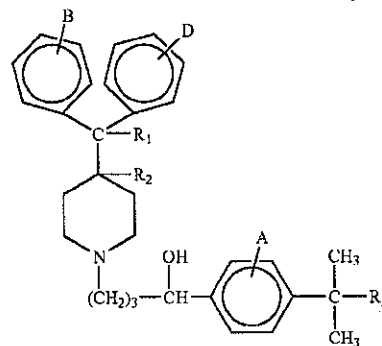
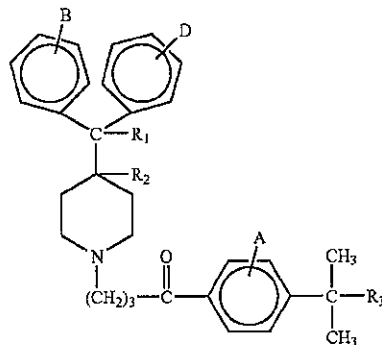
45

50

55

60

65



wherein

R<sub>1</sub> is hydrogen or hydroxy;

R<sub>2</sub> is hydrogen;

or R<sub>1</sub> and R<sub>2</sub> taken together form a second bond between the carbon atoms bearing R<sub>1</sub> and R<sub>2</sub>;

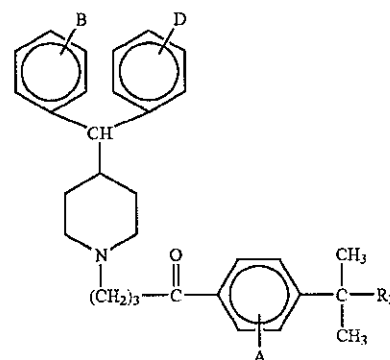
R<sub>3</sub> is —COOH or —COOR<sub>4</sub>;

R<sub>4</sub> is an alkyl with 1 to 6 carbon atoms;

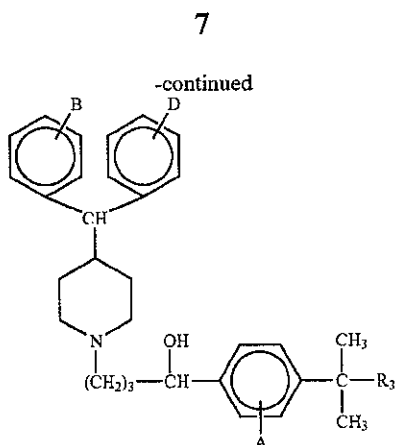
A, B, and D are the substituents of their rings, each of which may be different or the same, and are selected from the group consisting of hydrogen, halogens, alkyl, hydroxy, alkoxy, or other substituents

or a salt thereof.

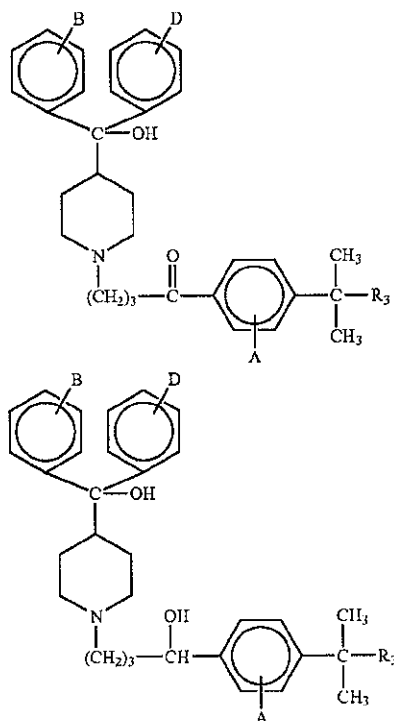
These substantially pure piperidine derivative compounds may be in the form of 4-diphenylmethylpiperidine derivatives represented by the following formulae:



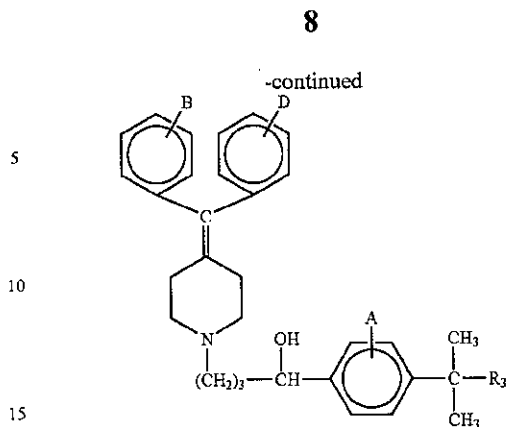
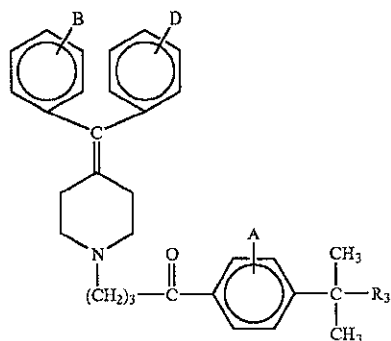
US 7,390,906 B2



where A, B, D,  $R_3$  are defined above. The substantially pure piperidine derivative compounds include 4-(hydroxydiphenylmethyl)piperidine derivatives according to the following formulae:



where A, B, D,  $R_3$  are defined above. Another useful class of piperidine derivative compounds are 4-diphenylmethylene-piperidine derivatives in accordance with the following formulae:



where A, B, D,  $R_3$  are defined above. Examples of  $R_3$  are straight, or branched alkyl groups, including methyl, ethyl, n-propyl, isopropyl, n-butyl, sec-butyl, tert-butyl, n-pentyl, neopentyl, and n-hexyl groups.

Illustrative examples of compounds of the present invention are as follows:

4-[4-[4-(hydroxydiphenylmethyl)-1-piperidinyl]-1-hydroxybutyl]- $\alpha,\alpha$ -dimethylbenzeneacetic acid;

4-[4-[4-(diphenylmethyl)-1-piperidinyl]-1-hydroxybutyl]- $\alpha,\alpha$ -dimethylbenzeneacetic acid;

4-[4-[4-(diphenylmethylene)-1-piperidinyl]-1-hydroxybutyl]- $\alpha,\alpha$ -dimethylbenzeneacetic acid;

4-[4-[4-(hydroxydiphenylmethyl)-1-piperidinyl]-1-hydroxybutyl]- $\alpha,\alpha$ -dimethyl-3-hydroxybenzeneacetic acid;

4-[4-[4-(hydroxydiphenylmethyl)-1-piperidinyl]-1-hydroxybutyl]- $\alpha,\alpha$ -dimethyl-2-hydroxybenzeneacetic acid;

4-[4-[4-(diphenylmethylene)-1-piperidinyl]-1-hydroxybutyl]- $\alpha,\alpha$ -dimethyl-3-hydroxybenzeneacetic acid;

5-[4-[4-(diphenylmethylene)-1-piperidinyl]-1-hydroxybutyl]- $\alpha,\alpha$ -dimethylbenzeneacetic acid;

ethyl 4-[4-[4-(hydroxydiphenylmethyl)-1-piperidinyl]-1-hydroxybutyl]- $\alpha,\alpha$ -dimethylbenzeneacetic;

n-pentyl [4-[4-(diphenylmethyl)-1-piperidinyl]-1-hydroxybutyl]- $\alpha,\alpha$ -dimethylbenzeneacetate;

ethyl 4-[4-[4-(diphenylmethylene)-1-piperidinyl]-1-hydroxybutyl]- $\alpha,\alpha$ -dimethylbenzeneacetate;

methyl 4-[4-[4-(hydroxydiphenylmethyl)-1-piperidinyl]-1-hydroxybutyl]- $\alpha,\alpha$ -dimethylbenzeneacetate;

ethyl 4-[4-[4-(hydroxydiphenylmethyl)-1-piperidinyl]-1-hydroxybutyl]- $\alpha,\alpha$ -dimethyl-(3-hydroxybenzene)acetate;

n-propyl 4-[4-[4-(hydroxydiphenylmethyl)-1-piperidinyl]-1-hydroxybutyl]- $\alpha,\alpha$ -dimethyl-(2-hydroxybenzene)acetate;

n-hexyl 4-[4-[4-(diphenylmethylene)-1-piperidinyl]-1-hydroxybutyl]- $\alpha,\alpha$ -dimethyl-(3-hydroxybenzene)acetate;

ethyl 5-[4-[4-(diphenylmethylene)-1-piperidinyl]-1-hydroxybutyl]- $\alpha,\alpha$ -dimethylbenzeneacetate;

$\alpha,\alpha$ -diphenyl-1-(4-(4-tert-butyl-2-hydroxy)phenyl)-4-hydroxybutyl-4-piperidinemethanol;

$\alpha,\alpha$ -diphenyl-1-(4-(4-tert-butyl-3-hydroxy)phenyl)-4-hydroxybutyl-4-piperidinemethanol;

$\alpha,\alpha$ -diphenyl-1-(3-(4-tert-butyl-2-hydroxy)phenyl)-3-hydroxypropyl-4-piperidinemethanol;

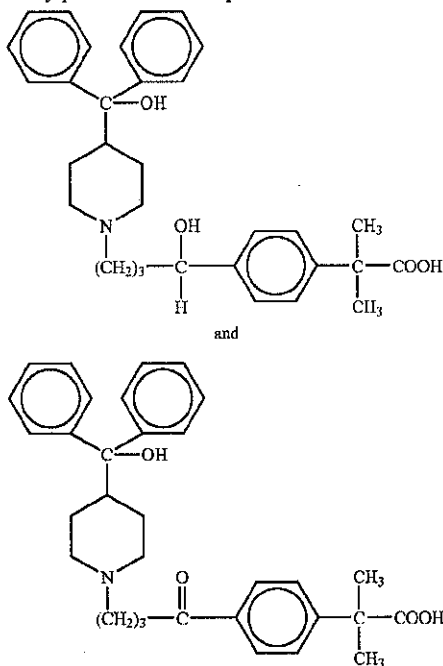
$\alpha,\alpha$ -diphenyl-1-(5-(4-tert-butyl-2-acetyloxy)phenyl)-5-hydroxypentyl-4-piperidinemethanol;

## US 7,390,906 B2

9

$\alpha,\alpha$ -diphenyl-1-(4-(4-hydroxy-tert-butyl-2-hydroxy)-phenyl-4-hydroxybutyl-4-piperidinemethanol;  
 $\alpha,\alpha$ -diphenyl-1-(4-(4-hydroxy-tert-butyl-3-hydroxy)-phenyl)-4-hydroxybutyl-4-piperidinemethanol;  
 $\alpha,\alpha$ -diphenyl-1-(3-(4-hydroxy-tert-butyl-2-hydroxy)-phenyl)-3-hydroxybutyl-4-piperidinemethanol;  
 $\alpha,\alpha$ -diphenyl-1-(4-(4-hydroxy-tert-butyl)phenyl)-4-hydroxybutyl-4-piperidinemethanol;  
 1-(4-tert-butyl-2-hydroxyphenyl)-4-(4-diphenylmethylene)-1-(piperidinyl)butanol;  
 1-(4-tert-butyl-3-hydroxyphenyl)-4-(4-diphenylmethylene)-1-(piperidinyl)butanol;  
 1-(4-tert-butyl-3-hydroxyphenyl)-2-(4-diphenylmethylene)-1-(piperidinyl)butanol;  
 1-(4-tert-butyl-2-butyloxyphenyl)-6-(4-(diphenylmethyl)-1-piperidinyl)hexanol;  
 1-(4-hydroxy-tert-butyl-2-hydroxyphenyl)-4-(diphenylmethylene)-1-(piperidinyl)butanol;  
 1-(4-hydroxy-tert-butyl-3-hydroxyphenyl)-4-(4-(diphenylmethylene)-1-(piperidinyl)butanol);  
 1-(4-hydroxy-tert-butylphenyl)-4-(4-(diphenylmethylene)-1-(piperidinyl)butanol);

Particularly preferred are compounds of the formulae:

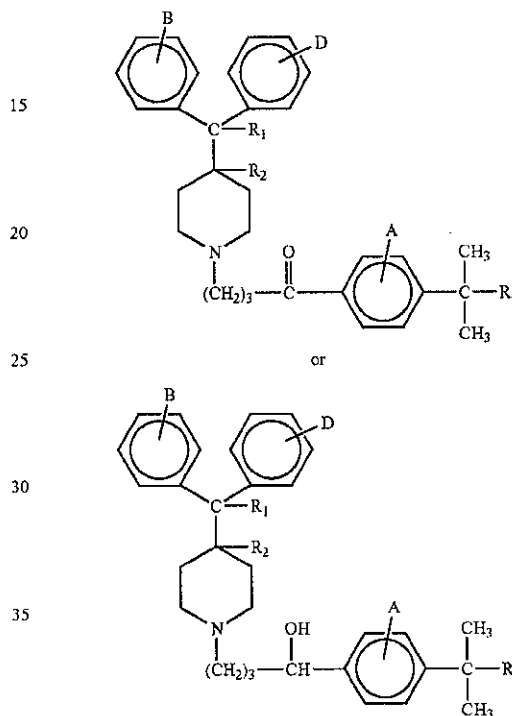


Optionally, both diphenyl groups from the piperidine compound may be alkyl (e.g., methyl) substituted at the position para to the methylene.

This invention also includes pharmaceutically acceptable salts in the form of inorganic or organic acid or base addition salts of the above compounds. Suitable inorganic acids are, for example, hydrochloric, hydrobromic, sulfuric, and phosphoric acids. Suitable organic acids include carboxylic acids, such as, acetic, propionic, glycolic, lactic, pyruvic, malonic, succinic, fumaric, malic, tartaric, citric, cyclamic, ascorbic, maleic, hydroxymaleic, dihydroxymaleic, benzoic, phenylacetic, 4-aminobenzoic, anthranilic, cinnamic, salicylic, 4-aminosalicylic, 2-phenoxybenzoic, 2-acetoxybenzoic, and mandelic acid. Sulfonic acids, such as, methanesulfonic, ethanesulfonic, and  $\beta$ -hydroxyethane-sulfonic acid are also

10

suitable acids. Non-toxic salts of the compounds of the above-identified formulas formed with inorganic and organic bases include, for example, those alkali metals, such as, sodium, potassium, and lithium, alkaline earth metals, for example, calcium and magnesium, light metals of group IIIA, for example, aluminum, organic amines, such as, primary, secondary, or tertiary amines, for example, cyclohexylamine, ethylamine, pyridine, methylaminoethanol, and piperazine. These salts are prepared by conventional means, for example, by treating the piperidine derivative compounds of the formula:



where  $R_1$ ,  $R_2$ , and  $R_3$  are defined above, with an appropriate acid or base.

The piperidine derivative compounds of the present invention can be utilized as the biologically active components in pharmaceutical compositions. The compounds of this invention are useful as antihistamines, anti-allergy agents, and bronchodilators. They may be administered alone or with suitable pharmaceutical carriers, and can be in solid or liquid form such as, tablets, capsules, powders, solutions, suspensions or emulsions.

The compounds of this invention can be administered orally, parenterally, for example, subcutaneously, intravenously, intramuscularly, intraperitoneally, by intranasal instillation or by application to mucous membranes, such as, that of the nose, throat and bronchial tubes. Such application to mucous membranes can be achieved with an aerosol spray containing small particles of a compound of this invention in a spray or dry powder form.

The quantity of the compound of the present invention administered will vary depending on the patient and the mode of administration and can be any effective amount. The quantity of the compound administered may vary over a wide range to provide in a unit dosage an effective amount of from about 0.01 to 20 mg/kg of body weight of the patient per day to achieve the desired effect. For example, the desired anti-histamine, anti-allergy, and bronchodilator effects can be obtained by consumption of a unit dosage form such as a

## US 7,390,906 B2

11

tablet containing 1 to 50 mg of the compound of the present invention taken 1 to 4 times daily.

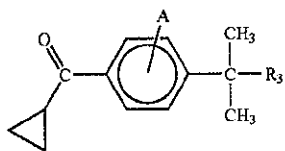
The solid unit dosage forms can be of the conventional type. This, the solid form can be a capsule, such as an ordinary gelatin type containing the compound of the present invention and a carrier, for example, lubricants and inert fillers such as, lactose, sucrose, or cornstarch. In another embodiment, these compounds are tableted with conventional tablet bases such as lactose, sucrose, or cornstarch in combination with binders like acacia, cornstarch, or gelatin, disintegrating agents such as, cornstarch, potato starch, or alginic acid, and a lubricant like stearic acid or magnesium stearate.

The compounds of this invention may also be administered in injectable dosages by solution or suspension of the compounds of the present invention in a physiologically acceptable diluent with a pharmaceutical carrier. Such carriers include sterile liquids such as water and oils, with or without the addition of a surfactant and other pharmaceutically acceptable adjuvants. Illustrative oils are those of petroleum, animal, vegetable, or synthetic origin, for example, peanut oil, soybean oil, or mineral oil. In general, water, saline, aqueous dextrose and related sugar solution, and glycols such as, propylene glycol or polyethylene glycol, are preferred liquid carriers, particularly for injectable solutions.

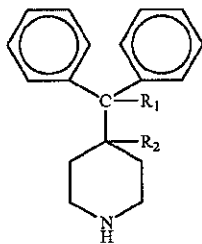
For use as aerosols the compounds of this invention in solution or suspension may be packaged in a pressurized aerosol container together with suitable propellants, for example, hydrocarbon propellants like propane, butane, or isobutane with conventional adjuvants. The compounds of the present invention also may be administered in a non-pressurized form such as in a nebulizer or atomizer.

The compounds of the present invention can be used to treat warm blooded animals, birds, and mammals. Examples of such beings include humans, cats, dogs, horses, sheep, cows, pigs, lambs, rats, mice, and guinea pigs.

The piperidine derivative compounds of the present invention are prepared by providing a substantially pure regioisomer of the following formula:



and then converting the substantially pure regioisomer to the piperidine derivative compounds of the invention having a keto group with a piperidine compound of the formula:



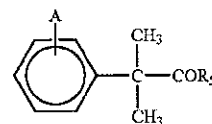
The resulting piperidine derivative compounds with a keto group can be converted by reduction to the above-described piperidine compounds with a hydroxyl group.

There are several techniques of providing these substantially pure regioisomers.

12

Process One for Producing Substantially Pure Regioisomer

In one embodiment of the present invention, the substantially pure regioisomer is formed by initially acylating a starting compound of the formula:



wherein

R<sub>5</sub> is —OR<sub>6</sub>, —N(R<sub>6</sub>)<sub>2</sub>, and —SR<sub>6</sub>, and

R<sub>6</sub> is an alkyl with 1 to 6 carbons,

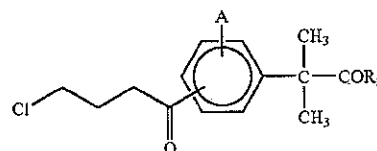
with a compound of the formula:



wherein

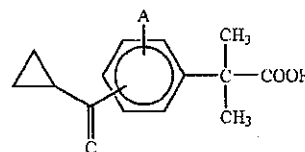
X is a halogen,

under conditions effective to produce a first mixture of regioisomers of the formula:



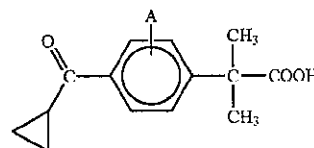
Such conditions include those conventionally utilized in a Friedel-Crafts acylation reaction catalyzed by, for example, AlCl<sub>3</sub>. The reaction is carried out in a solvent such as, carbon disulfide, tetrachloroethane, or nitrobenzene with carbon disulfide being the preferred solvent. The reaction is carried out for a time period of ½ to 12 hours, preferably 3 to 5 hours, at a temperature of 0 to 25 C.

The first mixture of regioisomers can be hydrolyzed under conditions effective to form a second mixture of regioisomers of the formula:



Typically this reaction is carried out by base hydrolysis procedures which are well known in the art. For example, the first mixture of regioisomers can be treated with an inorganic base, such as, sodium hydroxide or potassium hydroxide, in an aqueous lower alcohol solvent. Suitable solvents include aqueous methanol, ethanol, isopropanol, or n-butanol solutions. Hydrolysis is carried out at reflux temperatures of the solvent for ½ to 12 hours.

Following such hydrolyzation, the substantially pure regioisomer of the formula:

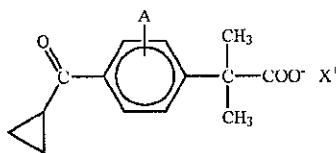




## US 7,390,906 B2

13

is recovered from the second mixture of regioisomers. Such recovery is carried out by crystallizing the substantially pure regioisomer salt of the formula:



wherein

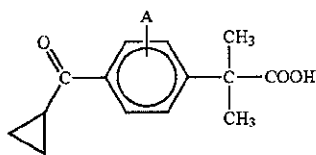
X<sup>+</sup> is a Lewis Acid

Such crystallization is carried out by fractional crystallization techniques known in the art. Generally, such procedures involve dissolving the second mixture of regioisomers in a solvent containing a salt at temperatures of 20 C to the reflux temperature of the solvent. The resulting solution is then slowly cooled to temperatures of -20 to 25 C.

Suitable solvents for fractional crystallization include: alcohol solvents, like methanol, ethanol, isopropyl alcohol, and n-butanol; ketone solvents, such as acetone or methyl ethyl ketone; ester-containing solvents, like ethyl acetate or isopropyl acetate; etheral solvents such as tetrahydrofuran; acetonitrile; and dimethylformamide. Ethyl acetate is preferred.

Suitable salts for fractional crystallization are those where X<sup>+</sup> is an alkali metal salt, like sodium and potassium salts, or, more preferably, ammonium salts of the form NR<sub>7</sub>R<sub>8</sub>R<sub>9</sub>, where R<sub>7</sub>, R<sub>8</sub>, and R<sub>9</sub> is hydrogen or a straight or branched alkyl of 1 to 6 carbon atoms which may be substituted at any position with a phenyl ring or a substituted phenyl ring. The ammonium salt can also be cinchonidine, quinine, quinidine, quinuclidine, brucine, thebaine, or cinchonine. Of these salt complexes, cinchonine is preferred.

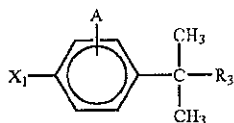
The substantially pure regioisomer salt is then isolated by filtration and converted to the substantially pure regioisomer of the formula:



by procedures well known in the art. Typically, such conversion is accomplished by treatment with acid.

Process Two for Producing Substantially Pure Regioisomer

In another embodiment of the process of the present invention, the substantially pure regioisomer is produced by acylating a starting compound of the formula:

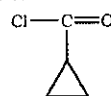


wherein

R<sub>3</sub> is -COOH, -COOalkyl, -CON(alkyl)<sub>2</sub>, -COS-alkyl where the alkyl moieties have 1 to 6 carbon atoms and are straight or branched

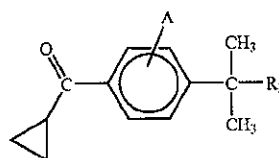
14

with a compound of the formula:



wherein

X<sub>1</sub> is a halogen, trialkyl tin, trialkyl borate, triflate, or organometallic reagents of lithium or magnesium derived from bromine or iodine, with any alkyl groups having 1 to 4 carbon atoms and being straight or branched under conditions effective to produce the substantially pure regioisomer of the formula:

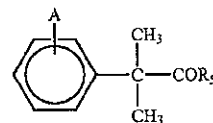


This acylation reaction is carried out in a suitable solvent in the presence of an appropriate catalyst for about 1 to 120 hours and at temperatures of about 0 C to the reflux temperature of the solvent. Suitable solvents for acylation include: hydrocarbon solvents, such as benzene, toluene, xylene, or cyclohexane; halogenated hydrocarbons, such as chlorobenzene, dichloroethane, methylene chloride, chloroform, or carbon tetrachloride; carbon disulfide; dimethylformamide; etheral solvents, like tetrahydrofuran and diethylether; or dioxane.

A variety of catalysts may be utilized when A is hydrogen. Suitable catalysts include palladium catalysts, like palladium chloride, palladium acetate, tetrakis(triphenylphosphine)palladium(0), dichlorobis(triphenylphosphine)palladium(II), or benzylchlorobis(triphenylphosphine)palladium(II); or nickel-phosphine catalysts. Acylation may also be carried out in the presence of added lithium chloride or triphenylphosphine. The latter acylation reaction is known in the art as organometallic cross coupling reactions and are conducted by the general procedures of D. Milstein, et al., *J. Org. Chem.*, 1979, 44, 1613; J. W. Labadie, et al., *J. Org. Chem.*, 1983, 48, 4634; C. Sahlberg, et al., *Tetrahedron Letters*, 1983, 24, 5137; D. Milstein, et al., *J. Am. Chem. Soc.*, 1978, 100, 3636; and K. Tamao, et al., *Tetrahedron*, 1982, 38, 3347.

Process Three for Producing Substantially Pure Regioisomer

In another embodiment of the process of the present invention, the substantially pure regioisomer is produced by acylating a starting compound of the formula:

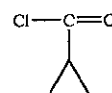


wherein

R<sub>5</sub> is -OR<sub>6</sub>, -N(R<sub>6</sub>)<sub>2</sub>, and -SR<sub>6</sub>, and

R<sub>6</sub> is an alkyl with 1 to 6 carbon atoms

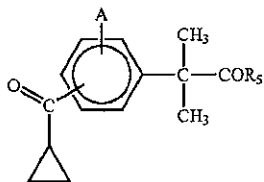
with a compound of the formula:



US 7,390,906 B2

15

under conditions effective to produce a first mixture of regioisomers of the formula:



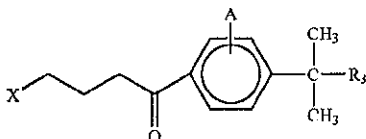
Typically, such acylation is carried out by a Friedel-Crafts reaction, as described above in Process One for Producing Substantially Pure Regioisomers.

The substantially pure regioisomer salt is recovered by fractional crystallization, isolation, and converting, as described above with reference to Process One for Producing Substantially Pure Regioisomers.

Once the substantially pure regioisomer of the present invention is produced by one of the above (or some other) process, there are a number of procedures for using that compound to produce the piperidine derivatives of the present invention.

Process One of Converting the Substantially Pure Regioisomer to the Substantially Pure Piperidine Derivative having a Keto Group

According to one aspect of the present invention, the substantially pure regioisomer can be halogenated under conditions effective to form a first intermediate compound of the formula:

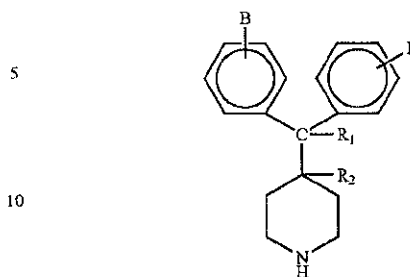


wherein X is a halogen.

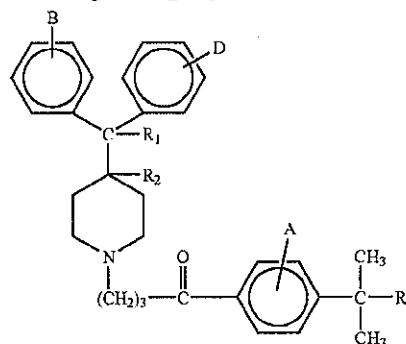
Suitable halogens include chlorine, bromine, and iodine. Suitable conditions for carrying out such halogenating include reacting the substantially pure regioisomer with a halogen nucleophile and a Lewis Acid. The ring opening reaction is carried out in a suitable solvent, optionally in the presence of a catalytic amount of base for about 0.5 to 24 hours and a temperature of about -40 degrees C. to the reflux temperature of the solvent. Suitable halogen nucleophiles include sodium iodide, sodium bromide, potassium iodide, potassium bromide, cesium iodide, cesium bromide, trimethylsilyl iodide, manganese iodide, cerium iodide, magnesium bromide, magnesium iodide, magnesium carbonate, calcium bromide, and calcium iodide. Suitable Lewis Acids include silicon compounds such as trimethylsilyl chloride and trimethylsilyl iodide; aluminum compounds such as aluminum chloride, trimethyl aluminum, diethylammonium chloride, ethyl aluminum dichloride, and diethyl aluminum cyanide; magnesium salts; and boron salts. Suitable solvents for the ring opening reaction include hydrocarbon solvents, such as, benzene, toluene, xylene, or cyclohexane; ethereal solvents such as ether, tetrahydrofuran, dioxane, or dimethoxyethane; or halogenated hydrocarbons, such as, chlorobenzene, methylene chloride, carbon tetrachloride, chloroform, or dichloroethane.

After such halogenation, the first intermediate compound is reacted with a piperidine compound of the formula:

16



under conditions effective to form the piperidine derivative compound having a keto group of the formula:



This alkylation reaction is carried out in a suitable solvent preferably in the presence of a base and, optionally, in the presence of a catalytic amount of potassium iodide for about 4 to 120 hours at a temperature of about 70 C to the reflux temperature of the solvent. Suitable solvents for the alkylation reaction include alcohol solvents, such as, methanol, ethanol, isopropyl alcohol or n-butanol; ketone solvents, such as, methyl isobutyl ketone; hydrocarbon solvents, such as, benzene, toluene, or xylene; halogenated hydrocarbons, such as, chlorobenzene or methylene chloride; or dimethylformamide. Suitable bases for the alkylation reaction include inorganic bases, for example, sodium bicarbonate, potassium carbonate, or potassium bicarbonate or organic bases, such as a trialkylamine, for example, triethylamine or pyridine, or an excess of the piperidine compound can be used.

When R<sub>3</sub> is -COOalkyl, the alkylation reaction is followed by base hydrolysis to convert R<sub>3</sub> substituents that are -COOalkyl groups to -COOH groups. Such base hydrolysis involves treatment of the substantially pure piperidine derivative with an inorganic base, such as, sodium hydroxide in an aqueous lower alcohol solvent, such as, aqueous methanol, ethanol, isopropyl alcohol, or n-butanoyl at reflux-temperature for about 1/2 hour to 12 hours.

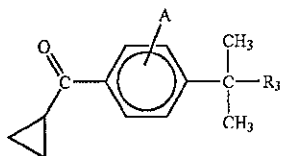
Piperidine compounds where each of R<sub>1</sub> and R<sub>2</sub> is hydrogen or wherein R<sub>1</sub> is hydroxy and R<sub>2</sub> is hydrogen are commercially available or may be prepared according to procedures well known in the art (e.g. F. J. McCarty, C. H. Tilford, M. G. Van Campen, *J. Am. Chem. Soc.*, 1961, 26, 4084). Piperidine compounds wherein R<sub>1</sub> and R<sub>2</sub> form a second bond between the carbon atoms bearing R<sub>1</sub> and R<sub>2</sub> may be prepared by dehydration of the corresponding compound wherein R<sub>1</sub> is hydroxy by procedures generally known in the art.

## US 7,390,906 B2

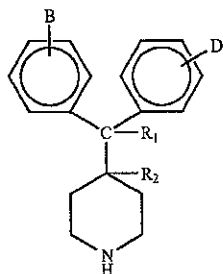
17

Second Process for Converting Substantially Pure Regioisomer to Substantially Pure Piperidine Derivative having a Keto Group

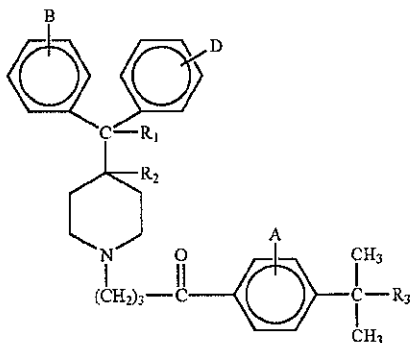
In another embodiment of the present invention, the substantially pure regioisomer of the formula:



is reacted directly with a piperidine compound of the formula:



under conditions effective to form the piperidine derivative compound having a keto group of the formula:



This alkylation reaction is carried out in a suitable solvent preferably in the presence of a base and optionally in the presence of a Lewis Acid such as magnesium, cesium, or calcium salts or trimethylsilyl chloride or in the presence of a catalytic amount of potassium iodide for about 4 to 120 hours at a temperature of about 70 C to the reflux temperature of the solvent. Suitable solvents for the alkylation reaction include alcohol solvents, such as, methanol, ethanol, isopropyl alcohol, or n-butanol; ketone solvents, such as, methyl isobutyl ketone; hydrocarbon solvents, such as, benzene, toluene, or xylene; and halogenated hydrocarbons, such as, chlorobenzene or methylene chloride; or dimethylformamide. Suitable bases of the alkylation reaction include inorganic bases, for example, sodium bicarbonate, potassium carbonate, or potassium bicarbonate or organic bases, such as, a trialkylamine, for example, triethylamine or pyridine, or an excess of a compound of the piperidine compound may be used.

Processes for Reduction of Keto Group in Substantially Pure Piperidine Derivative

As discussed above, the process of the present invention is useful in producing substantially pure piperidine derivatives with either a keto group or a hydroxyl group. Derivatives with

18

keto groups can be converted to similar compounds with hydroxyl groups by reduction reactions which are well known in the art.

Reduction can be carried out with sodium borohydride or potassium borohydride in lower alcohol solvents, such as, methanol, ethanol, isopropyl alcohol, or n-butanol.

When lithium aluminum hydride or diborane are used as reducing agents, suitable solvents are ethers, for example, diethyl ether, tetrahydrofuran, or dioxane. These reduction reactions are carried out at temperatures ranging from about 0 C to the reflux temperature of the solvent, and the reaction time varies from about 0.5 to 8 hours.

Catalytic reduction may also be employed using, for example, Raney nickel, palladium, platinum or rhodium catalysts in lower alcohol solvents, such as, methanol, ethanol, isopropyl alcohol, or n-butanol or acetic acid or their aqueous mixtures, or by the use of aluminum isopropoxide in isopropyl alcohol. Reduction using sodium borohydride is generally preferred over catalytic reduction when forming carboxylic acids or esters. When the starting material is an ester, lithium aluminum hydride is the preferred reducing agent, while diborane is preferred when starting with an acid.

When esters with hydroxyl groups have been formed, base hydrolysis can be used to produce a carboxylic acid. Such procedures are well known and generally involve treatment with an inorganic base, such as, sodium hydroxide or potassium hydroxide, in an aqueous lower alcoholic solvent, such as aqueous methanol, ethanol, isopropyl alcohol, or n-butanol. Base hydrolysis is carried out at about the solvent reflux temperature for about 1/2 hour to 12 hours.

## EXAMPLES

## Example 1

Preparation of Ethyl 3- and 4-(4-chloro-1-oxobutyl)- $\alpha,\alpha$ -dimethylphenylacetate

Aluminum chloride (44 g; 0.33 mol) was added slowly in portions to a solution of freshly distilled 4-chlorobutyryl chloride (17 mL; 0.15 mol) in 460 mL of carbon disulfide at -10 C under a nitrogen atmosphere. The mixture was stirred for 15 minutes, then the cooling bath was removed and the mixture was allowed to warm to ambient temperature. The mixture was stirred then for 15 minutes more, then cooled again to -10 C and a solution of ethyl  $\alpha,\alpha$ -dimethylphenyl acetate (26.6 g; 0.14 mol) in 70 mL of carbon disulfide was added dropwise. The mixture was maintained with stirring for 3 hr, then stirred overnight at room temperature.

The reaction mixture was partitioned between H<sub>2</sub>O and CHCl<sub>3</sub>. The combined organic portions were washed with saturated aqueous NaHCO<sub>3</sub> solution, dried over MgSO<sub>4</sub>, filtered and concentrated in vacuo. The residue was dissolved in CH<sub>2</sub>Cl<sub>2</sub> and filtered through a plug of SiO<sub>2</sub>, eluting with 10% ETOAc in hexane. Concentration of the product-containing fractions afforded 39.4 g of ethyl 3- and 4-(4-chloro-1-oxobutyl)- $\alpha,\alpha$ -dimethylphenylacetate as a mixture of aromatic regioisomers.

## Example 2

Preparation of 4-Cyclopropyl-oxo-methyl)- $\alpha,\alpha$ -dimethylphenylacetic acid

To a solution of 39.4 g of ethyl 3- and 4-(4-chloro-1-oxobutyl)- $\alpha,\alpha$ -dimethylphenylacetate obtained in Example 1 dissolved in 800 mL of CH<sub>3</sub>OH and 200 mL of H<sub>2</sub>O was added 40 g of NaOH. The resulting mixture was refluxed for one hour. The cooled mixture was then concentrated in vacuo to

## US 7,390,906 B2

## 19

remove the CH<sub>3</sub>OH. The concentrate was diluted with H<sub>2</sub>O and washed with two portions of EtOAc. The aqueous layer was acidified with concentrated HCl and extracted with two portions of EtOAc. The extracts were dried over MgSO<sub>4</sub>, filtered, and concentrated in vacuo to afford 30.3 g of crude product.

The crude product was dissolved in 600 mL of EtOAc, 38 g of cinchonidine was added, and the mixture was stirred overnight. The resulting solids were filtered and washed with EtOAc and sucked dry under a rubber dam to afford 25 g of a tan solid.

The solids were partitioned between EtOAc and 2N HCl. The aqueous layer was extracted with EtOAc. The combined organics were dried over MgSO<sub>4</sub>, filtered, and concentrated in vacuo to afford 10.6 g of an oil (33% from ethyl  $\alpha,\alpha$ -dimethyl-phenylacetate).

## Example 3

Preparation of 4-(4-Iodo-1-oxobutyl)- $\alpha,\alpha$ -dimethylphenylacetic acid

A solution of 10.5 g of 4-(cyclopropyl-oxo-methyl)- $\alpha,\alpha$ -dimethylphenylacetic acid, prepared in accordance with Example 2, in 250 mL of CH<sub>2</sub>Cl<sub>2</sub> was cooled in an ice-MeOH bath and 25 g of trimethylsilyliodide was then added rapidly via pipette. The mixture was stirred in the ice bath for one hour, warmed to ambient temperature, and stirred for one hour. A solution of aqueous sodium bisulfite was then added and the mixture was stirred well. The phases were partitioned and the aqueous layer was extracted with CH<sub>2</sub>Cl<sub>2</sub>. The combined organics were washed with saturated aqueous NaCl, dried over MgSO<sub>4</sub>, filtered, and concentrated in vacuo to afford 12.6 g (77%) of 4-(4-iodo-1-oxobutyl)- $\alpha,\alpha$ -dimethylphenylacetic acid.

## Example 4

Preparation of Methyl 4-(4-Iodo-1-oxobutyl)- $\alpha,\alpha$ -dimethylphenylacetate

To a solution of 12.6 g of 4-(4-iodo-1-oxobutyl)- $\alpha,\alpha$ -dimethylphenylacetic acid, prepared in accordance with Example 3, in 100 mL of Et<sub>2</sub>O cooled in an ice bath, was added 40 mL of ethereal CH<sub>2</sub>N<sub>2</sub>. The mixture was stirred at 0 C for few minutes, then let stand for 2 hr. A few drops of AcOH were added to decompose excess Cl<sub>2</sub>N<sub>2</sub>, then the mixture was filtered and stripped to afford 12.6 g (96%) of methyl 4-(4-iodo-1-oxobutyl)- $\alpha,\alpha$ -dimethylphenylacetate.

## Example 5

Preparation of Methyl 4-[4-[4-(Hydroxydiphenylmethyl)-1-piperidinyl]-1-oxobutyl]- $\alpha,\alpha$ -dimethylphenylacetate

A solution of 12.6 g of methyl 4-(4-iodo-1-oxobutyl)- $\alpha,\alpha$ -dimethylphenylacetate, prepared in accordance with Example 4, in 500 mL of toluene in a one liter three neck flask with mechanical stirring was added 8.8 g of 4-( $\alpha,\alpha$ -diphenyl)piperidinemethanol and 23 g of K<sub>2</sub>CO<sub>3</sub> and the mixture was refluxed for 7 hr. The cooled reaction mixture was then filtered and concentrated in vacuo. The residue was dissolved in Et<sub>2</sub>O and treated with excess ethereal HCl. The mixture was then concentrated to a solid. The solid was treated with EtOAc and collected by filtration. The product was then partitioned between EtOAc and 2N Na<sub>2</sub>CO<sub>3</sub>. The organics were dried over MgSO<sub>4</sub>, filtered, and concentrated in vacuo to afford 135 g (79%) of methyl 4-[4-[4-(hydroxydiphenylmethyl)-1-piperidinyl]-1-oxobutyl]- $\alpha,\alpha$ -dimethylphenylacetate.

## 20

## Example 6

Preparation of Methyl 4-[4-[4-Hydroxydiphenylmethyl)-1-piperidinyl]-1-hydroxybutyl]- $\alpha,\alpha$ -dimethylphenylacetate

A solution of 135 g of methyl 4-[4-[4-(hydroxydiphenylmethyl)-1-piperidinyl]-1-oxobutyl]- $\alpha,\alpha$ -dimethylphenylacetate, prepared in accordance with Example 5, in 250 mL of CH<sub>3</sub>OH was cooled in an ice-CH<sub>3</sub>OH bath and 1.8 g of NaBH<sub>4</sub> was added in portions. After 1 hr, the mixture was concentrated to a solid. The residue was partitioned between EtOAc and saturated aqueous NaHCO<sub>3</sub>. The aqueous portion was extracted with EtOAc. The combined organics were washed with saturated aqueous NaCl, dried over MgSO<sub>4</sub>, filtered, and concentrated in vacuo to afford 9.5 g (70%) of methyl 4-[4-[4-(hydroxydiphenylmethyl)-1-piperidinyl]-1-hydroxybutyl]- $\alpha,\alpha$ -dimethylphenylacetate as a foam.

## Example 7

Preparation of 4-[4-[4-Hydroxydiphenylmethyl)-1-piperidinyl]-1-hydroxybutyl]- $\alpha,\alpha$ -dimethylphenylacetic Acid

To a solution of 9.5 g of methyl 4-[4-[4-(hydroxydiphenylmethyl)-1-piperidinyl]-1-hydroxybutyl]- $\alpha,\alpha$ -dimethylphenylacetate, prepared in accordance with Example 6, in 300 mL of CH<sub>3</sub>OH and 150 mL of H<sub>2</sub>O was added 10 g of NaOH. The mixture was refluxed for 1 hr, then cooled. The CH<sub>3</sub>OH was removed in vacuo. The concentrate was diluted with H<sub>2</sub>O and CHCl<sub>3</sub> and the pH adjusted to approximately 5.5 to 6.0. The phases were separated and the aqueous phase was extracted with CHCl<sub>3</sub>. The combined organics were dried over MgSO<sub>4</sub>, filtered, and stripped to afford 9.0 g of crude product.

The crude product was dissolved in CH<sub>2</sub>Cl<sub>2</sub> and chromatographed on Davisil Grade 633 SiO<sub>2</sub> eluting with a gradient of CHCl<sub>3</sub>, to 10% CH<sub>3</sub>OH in CHCl<sub>3</sub>, to 25% CH<sub>3</sub>OH in CHCl<sub>3</sub>. The product containing fractions were concentrated to afford 5.2 g of white crystals. An analytical sample was prepared by treatment of the product with EtOAc, mp 199-203 C Calc. for C<sub>32</sub>H<sub>35</sub>NO<sub>4</sub>: C, 76.62; H, 7.84; N, 2.79. Found: C, 76.24; H, 7.76; N, 2.75.

## Example 8

Preparation of Methyl 4-[4-[4-(Bis(4-methylphenyl)hydroxymethyl)-1-piperidinyl]-oxobutyl]- $\alpha,\alpha$ -dimethylphenylacetate

To a solution of 6.4 g (0.017 mol) of methyl 4-(4-iodo-1-oxobutyl)- $\alpha,\alpha$ -dimethylphenylacetate, prepared in accordance with Example 4, in 500 mL of toluene in a one liter round bottom flask equipped with a mechanical stirrer was added 5.1 g (0.017 mol) of 4-( $\alpha,\alpha$ -bis(4-methylphenyl)piperidinemethanol, followed by 11.8 g (0.086 mol) of solid potassium carbonate. The solution was heated to reflux for 24 hr. After cooling, the mixture was filtered and the toluene was removed in vacuo. The residue was partitioned between ethyl acetate and 2 N sodium bicarbonate solution. The aqueous layer was extracted twice with ethyl acetate, the combined organic layers were dried with sodium sulfate and the ethyl acetate was removed in vacuo to provide 6.8 g (73%) of methyl 4-[4-[4-(bis(4-methylphenyl)hydroxymethyl)-1-piperidinyl]-1-oxobutyl]- $\alpha,\alpha$ -dimethylphenylacetate as a viscous, dark colored oil.

## US 7,390,906 B2

## 21

## Example 9

Preparation of Methyl 4-[4-[4-Bis(4-Methylphenyl)hydroxymethyl]-1-piperidinyl]-1-hydroxybutyl]- $\alpha,\alpha$ -dimethylphenylacetate

To a -10 C solution of 6.8 g (0.013 mol) of methyl 4-[4-(bis(4-methylphenyl)hydroxymethyl)-1-piperidinyl]-1-oxobutyl]- $\alpha,\alpha$ -dimethylphenylacetate, prepared in accordance with Example 8, in 150 mL of methanol in a 500 mL round bottom flask equipped with a mechanical stirrer was slowly added 0.86 g (0.023 mol) of sodium borohydride, and the reaction was stirred for 2 hr. The methanol was removed in vacuo and the residue was partitioned between ethyl acetate and aqueous sodium bicarbonate solution. The aqueous layer was extracted with ethyl acetate, the combined organic layers were dried with sodium sulfate, and the ethyl acetate was removed in vacuo to provide 6.9 g of a dark colored foam. The resultant material was purified by column chromatography (Davisil grade 633 silica get packed in methylene chloride, material applied in chloroform, and eluted with a gradient of 2% methanol to methylene chloride to 5% methanol to methylene chloride) to afford 5.3 g (77%) of methyl 4-[4-[4-(bis(4-methylphenyl)hydroxymethyl)-1-piperidinyl]-1-hydroxybutyl]- $\alpha,\alpha$ -dimethylphenylacetate.

## Example 10

Preparation of 4-[4-[4-(Bis(4-methylphenyl)hydroxymethyl)-1-piperidinyl]-1-hydroxybutyl]- $\alpha,\alpha$ -dimethylphenylacetic Acid

To 350 mL of methanol in a 1 L round bottom flask equipped with a mechanical stirrer was added 5.3 g (9.8 mmol) of methyl 4-[4-[4-(bis(4-methylphenyl)hydroxymethyl)-1-piperidinyl]-1-hydroxybutyl]- $\alpha,\alpha$ -dimethylphenylacetate, prepared in accordance with Example 9, 5.1 g (0.13 mol) of solid sodium hydroxide, and 100 mL of water. The mixture was heated to reflux for 3 hr. After cooling, the methanol was removed in vacuo, and 6 N hydrochloric acid was added dropwise until the solution was no longer basic (pH=7). The solution was extracted three times with ethyl acetate. The organic layers were combined and a white crystalline solid precipitated out of solution. The solid was washed with ether to provide 1.8 g (34%) of 4-[4-[4-(bis(4-methylphenyl)hydroxymethyl)-1-piperidinyl]-1-hydroxybutyl]- $\alpha,\alpha$ -dimethylphenylacetic acid, as the dihydrate, mp 208-215 C. Analysis. Calcd. for  $C_{34}H_{43}NO_4 \cdot 2(H_2O)$ : C, 72.18; H, 8.37; N, 2.47. Found: C, 72.02; H, 8.36; N, 2.41.

## Example 11

Preparation of 4-(1-Hydroxy-4-iodobutyl)- $\alpha,\alpha$ -dimethylphenylacetic acid

To a solution of 50 mg of 4-(4-iodo-1-oxobutyl)- $\alpha,\alpha$ -dimethylphenylacetic acid, prepared in accordance with Example 3, in 3 mL of methanol was added 50 mg of  $NaBH_4$ . The mixture was stirred for 30 minutes, acidified with 2N HCl, and the methanol removed in vacuo. The concentrate was extracted with EtOAc. The organics were dried over  $Na_2SO_4$ , filtered, and concentrated to afford 40 mg of 4-(1-hydroxy-4-iodobutyl)- $\alpha,\alpha$ -dimethylphenylacetic acid.

## Example 12

Preparation of 4-[4-[4-(Hydroxydiphenylmethyl)-1-piperidinyl]-1-oxobutyl]- $\alpha,\alpha$ -dimethylphenylacetic acid

A mixture of 800 mg of 4-(4-iodo-1-oxobutyl)- $\alpha,\alpha$ -dimethylphenylacetic acid, prepared in accordance with Example

## 22

3, 800 mg of 4-( $\alpha,\alpha$ -diphenyl)piperidinemethanol, and 2.4 g of  $K_2CO_3$  in 25 mL of toluene was stirred for 48 hours at room temperature. The mixture was concentrated in vacuo. The residue was treated with EtOAc, filtered, and concentrated to afford 4-[4-[4-(hydroxydiphenylmethyl)-1-piperidinyl]-1-oxobutyl]- $\alpha,\alpha$ -dimethylphenylacetic acid.

## Example 13

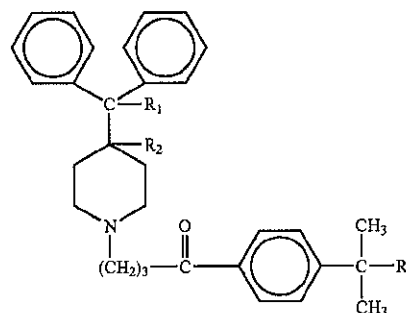
Preparation of 4-[4-[4-Hydroxydiphenylmethyl)-1-piperidinyl]-1-hydroxybutyl]- $\alpha,\alpha$ -dimethylphenylacetic Acid

A mixture of 4-[4-[4-(hydroxydiphenylmethyl)-1-piperidinyl]-1-oxobutyl]- $\alpha,\alpha$ -dimethylphenylacetic acid, prepared in accordance with Example 12, and 300 mg of  $NaBH_4$  in 25 mL of  $CH_3OH$  was stirred overnight at room temperature. The mixture was then concentrated in vacuo. The residue was partitioned between EtOAc and  $H_2O$ . The aqueous portion was treated with concentrated HCl until pH 6, then extracted with EtOAc. The organics were concentrated in vacuo. The residue was dissolved in EtOAc, filtered, and concentrated in vacuo to an oil. The oil was dissolved in  $CH_3OH$  and concentrated to a solid. The solid was slurried with EtOAc, filtered, and rinsed with EtOAc to afford 4-[4-[4-hydroxydiphenylmethyl)-1-piperidinyl]-1-hydroxybutyl]- $\alpha,\alpha$ -dimethylphenylacetic acid.

Although the invention has been described in detail for the purpose of illustration, it is understood that such detail is solely for that purpose, and variations can be made therein by those skilled in the art without departing from the spirit and scope of the invention which is defined by the following claims.

What is claimed:

1. A process of preparing a piperidine derivative compound of the formula:



wherein

$R_1$  is hydrogen or hydroxy;

$R_2$  is hydrogen;

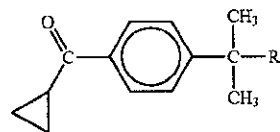
or  $R_1$  and  $R_2$  taken together form a second bond between the carbon atoms bearing  $R_1$  and  $R_2$ ;

$R_3$  is  $-COOH$  or  $-COOR_4$ ;

$R_4$  has 1 to 6 carbon atoms;

said process comprising:

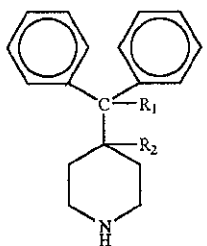
providing a regioisomer of the following formula:



## US 7,390,906 B2

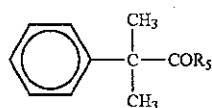
23

converting the regioisomer to the piperidine derivative compound with a piperidine compound of the formula:



2. A process according to claim 1, wherein said providing 15 comprises:

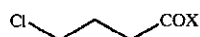
acylating a starting compound of the formula:



wherein

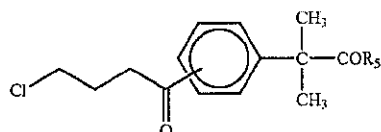
$R_5$  is  $OR_6$ ,  $-N(R_6)_2$ , and  $-SR_6$ , and

$R_6$  is an alkyl with 1 to 6 carbons, with a compound of the formula:

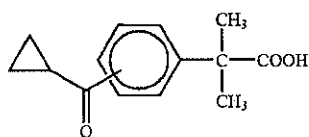


wherein

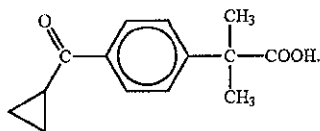
X is a halogen, under conditions effective to produce a first 35 mixture of regioisomers of the formula:



hydrolyzing the first mixture of regioisomers under conditions 45 effective to form a second mixture of a regioisomers of the formula:



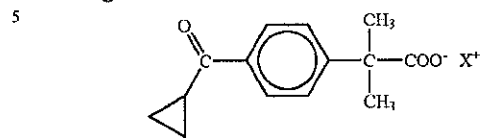
recovering from the second mixture of regioisomers the 50 regioisomer of the formula:



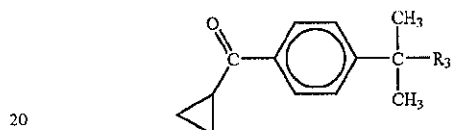
24

3. A process according to claim 2, wherein said recovering 5 comprises:

crystallizing from the second mixture of regioisomers a regioisomer salt of the formula:



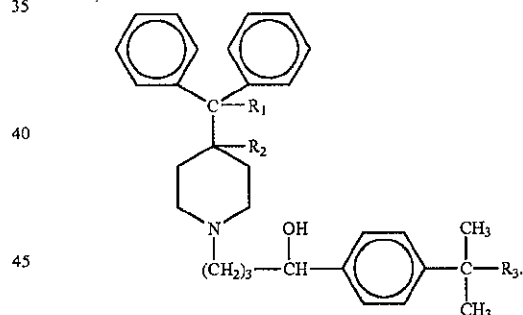
wherein  $X^+$  is a Lewis Acid; 10 isolating the regioisomer salt; and converting the regioisomer salt to the regioisomer of the formula:



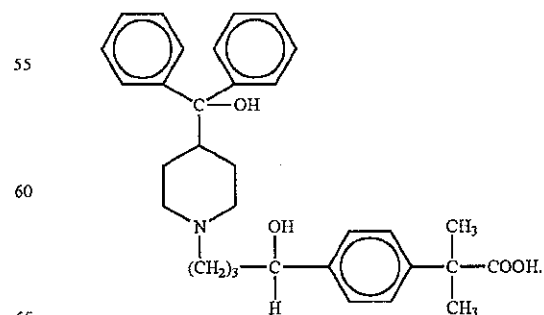
4. A process according to claim 3, wherein  $X^+$  is an alkali 25 metal salt or an ammonium salt of the form  $NR_7R_8R_9$ , wherein  $R_7$ ,  $R_8$ , and  $R_9$  are individually hydrogen or a straight or branched alkyl of 1 to 6 carbon atoms, or an alkyl substituted at any position with a phenyl ring or a substituted phenyl ring.

5. A process according to claim 2, wherein said acylating is 30 carried out by a Friedel-Crafts reaction using  $AlCl_3$  catalyst.

6. A process according to claim 1, further comprising: 35 reducing the piperidine derivative under conditions effective to form a hydroxylated piperidine derivative of the formula:



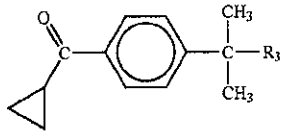
7. A process according to claim 6, wherein the hydroxy- 50 lated piperidine derivative has the formula:



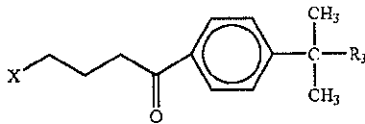
US 7,390,906 B2

25

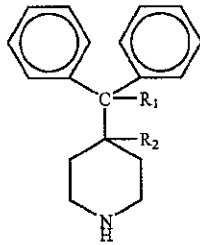
8. A process according to claim 1, wherein said converting comprises:  
halogenating the regioisomer of the following formula:



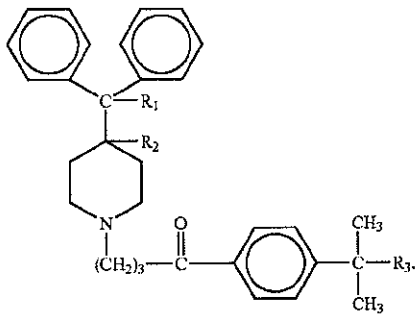
under conditions effective to form a first intermediate compound of the formula:



wherein X is a halogen and  
reacting the first intermediate compound with a piperidine compound of the formula:



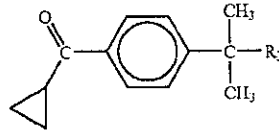
under conditions effective to form the piperidine derivative of the following formula:



26

9. A process according to claim 1, wherein said converting comprises:  
reacting the regioisomer of the following formula:

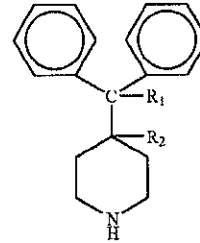
5



10

with a piperidine compound of the formula:

15

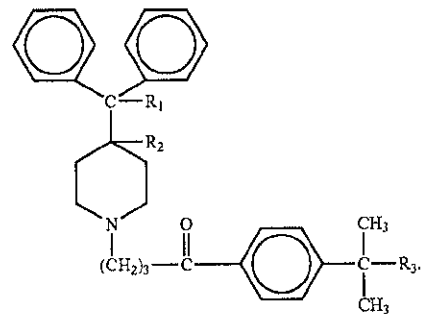


20

25

under conditions effective to form the piperidine derivative of the formula:

30



40

45

50

\* \* \* \* \*